

Week March 30- April 3

Math

**Monday- Number Identification**

Have children identify each number card in a random order. (pg. 3)

Have children identify each number and put puzzle pieces together in the correct number order. (pg. 4)

Videos: [Chant and Write Numbers with Dr. Jean](#)  
[Jack Hartman Count to 20 and Workout](#)

**Tuesday- Patterns**

Have children create a pattern with the Hickory Dickory Dock cards. (See example of AB/AABB/ABC on pgs. 5-6)

Have children cut and paste to the finish the patterns. (pg. 7)

Video: [Jack Hartman Pump Up the Pattern](#)

**Wednesday- Counting Sets (one to one correspondence)**

Have children count the objects and write the correct number in the box. (pg. 8)

Video: [Dr. Jean Number Match](#)

**Thursday- Shapes/Sorting:**

Have children identify and describe the attributes (sides and corners) of shapes. (pg. 9)

Identify and sort shapes in the correct column. (pg. 10)

Video: [Jack Hartman Shape Song](#)

**Friday- Problem Solving**

Have children cut out the mice and use them for addition and subtraction word problems. (pg. 11)

Videos: [Dr. Jean Addition Pokey](#)  
[Dr. Jean Five Little Fish](#)

Days of the Week and Months of the Year Songs:

[Dr. Jean Days of the Week](#)

[Macarena Months with Dr. Jean](#)

**Instrucciones para padres en español en página 12**

# Hickory Dickory Dock

Hickory Dickory Dock.  
The mouse ran up the clock.  
The clock struck one.  
The mouse ran down.  
Hickory Dickory Dock.







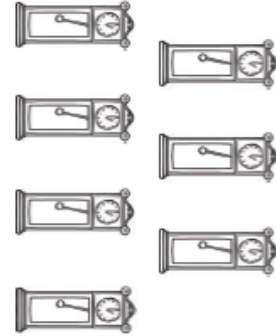
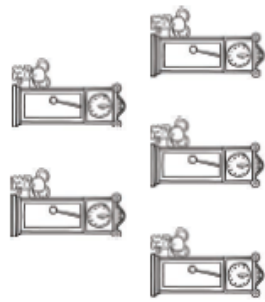


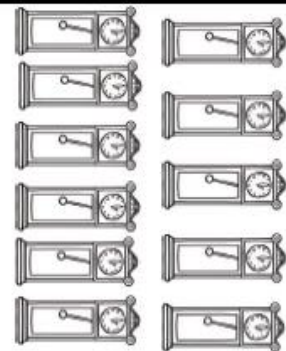
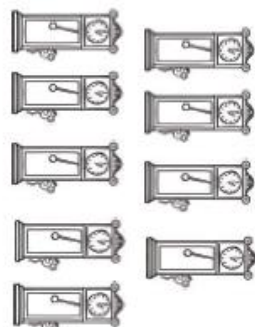


# Hickory Dickory Dock

Hickory Dickory Dock  
El ratón al reloj subió.  
El reloj la hora marcó.  
El ratón del reloj bajó.  
Hickory Dickory Dock

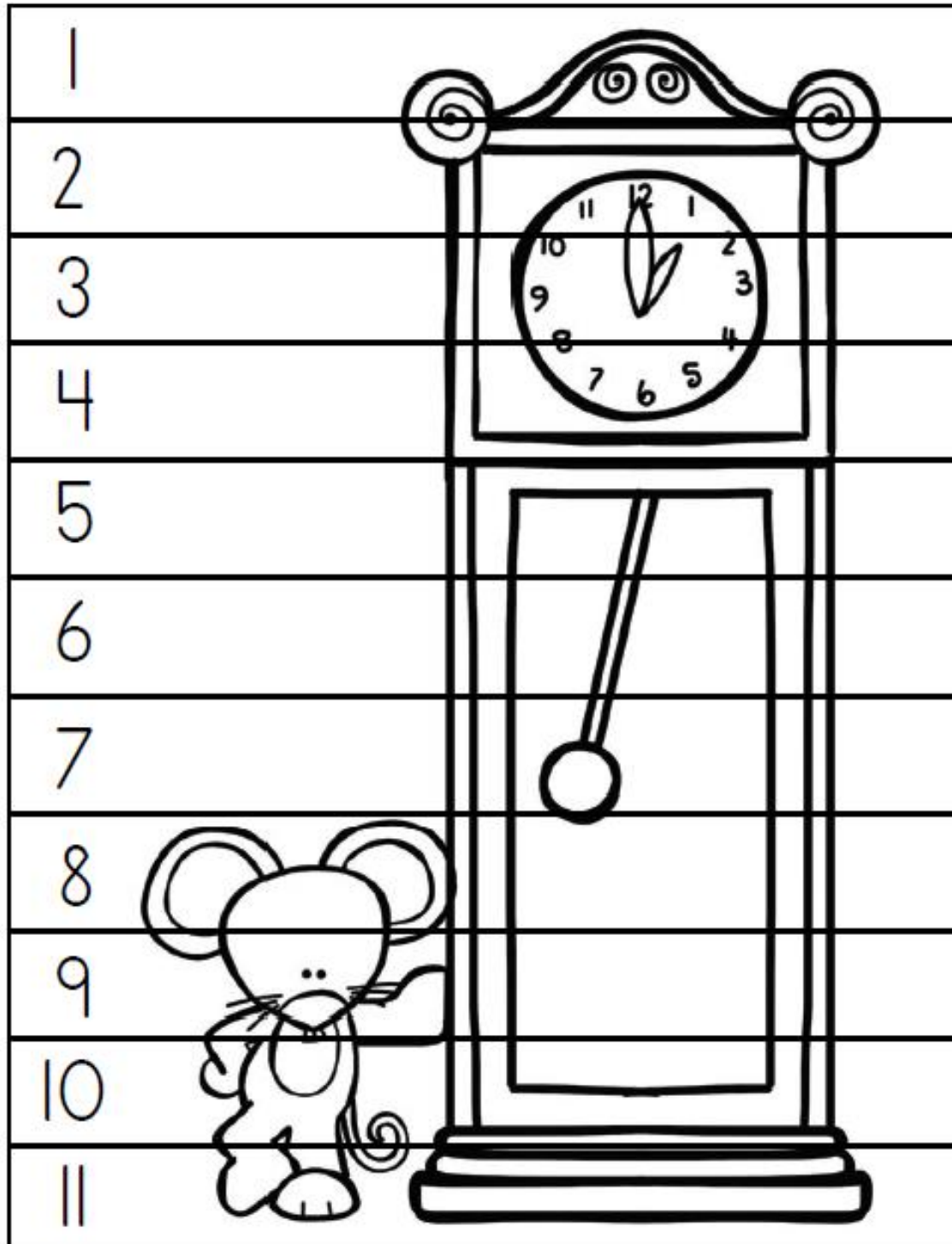


Have children identify each number card in a random order


<p>1</p>  <p>one</p>	<p>2</p>  <p>two</p>
<p>3</p>  <p>three</p>	<p>4</p>  <p>four</p>

<p>seven</p>  <p>7</p>	<p>five</p>  <p>5</p>
<p>eight</p>  <p>8</p>	<p>six</p>  <p>6</p>
<p>eleven</p>  <p>11</p>	<p>nine</p>  <p>9</p>
<p>twelve</p>  <p>12</p>	<p>ten</p>  <p>10</p>

Have children identify each number and put puzzle pieces together in the correct number order



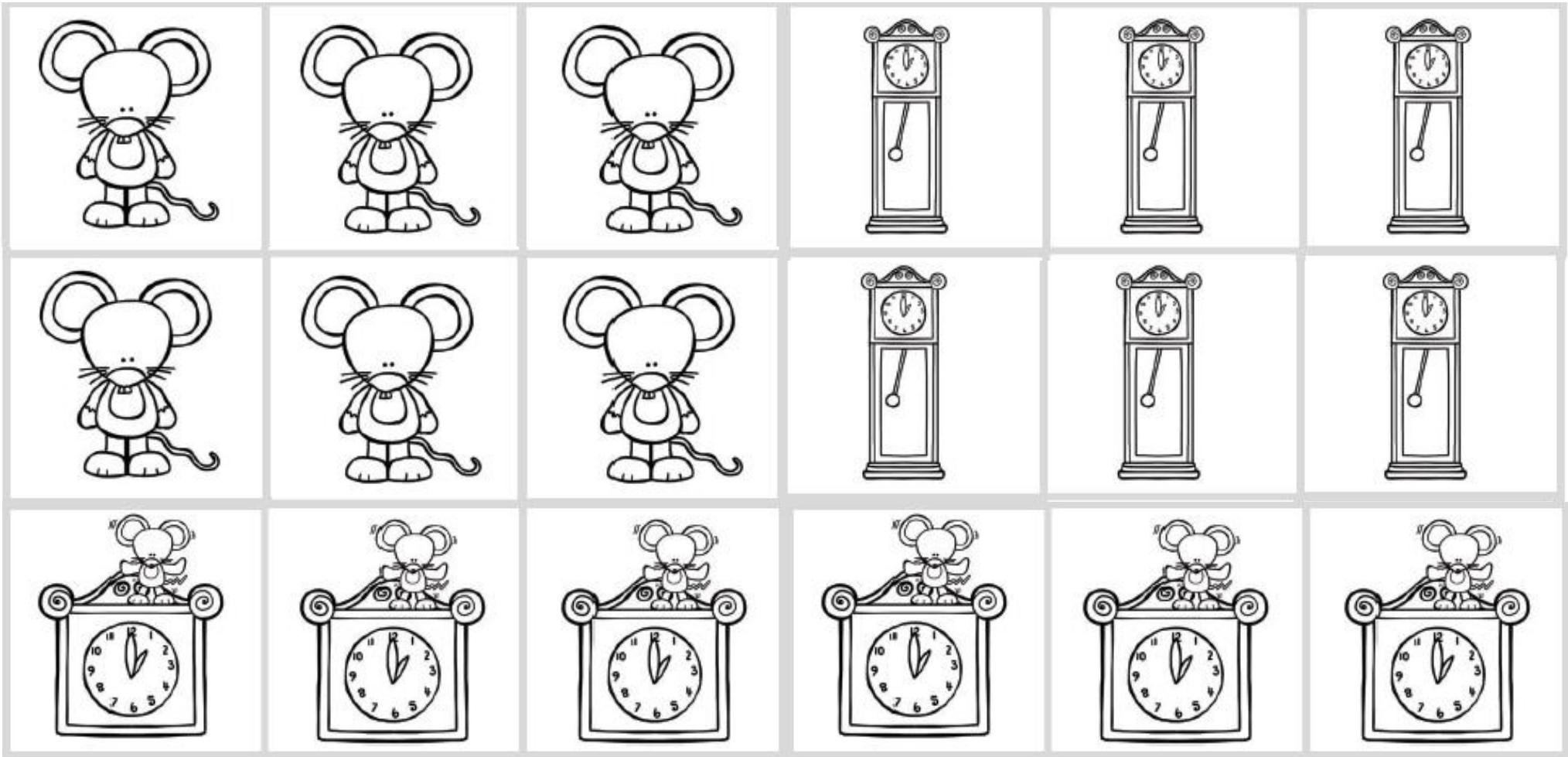
Have children create a pattern with the Hickory Dickory Dock cards



# Hickory Dickory Dock


Use the cards on the next page to make patterns.

--	--	--	--	--	--




Examples of patterns:

AB



AABB






ABC





Have children cut and paste to the finish the patterns



Have children count the objects and write the correct number in the box

The dashed box contains the following objects:





- Row 1: 4 objects (clock with mouse, mouse, mouse head, clock with mouse)
- Row 2: 4 objects (mouse, clock, clock with mouse, grandfather clock)
- Row 3: 4 objects (clock, mouse head, mouse, clock with mouse)
- Row 4: 4 objects (clock, clock with mouse, mouse, grandfather clock)
- Row 5: 5 objects (grandfather clock, clock with mouse, mouse head, grandfather clock, grandfather clock)
- Row 6: 4 objects (mouse head, mouse, grandfather clock, mouse head)
- Row 7: 5 objects (clock with mouse, grandfather clock, mouse head, clock, grandfather clock)

To the right of the dashed box are six rows, each with a single object and an empty box for the count:






















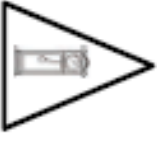

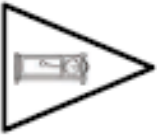
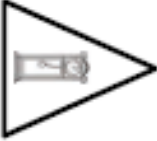

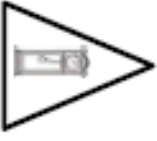

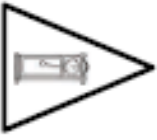
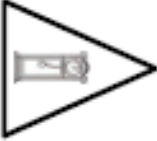










- Row 1: clock with mouse,
- Row 2: mouse,
- Row 3: grandfather clock,
- Row 4: mouse head,
- Row 5: clock with mouse,
- Row 6: grandfather clock,



Have children identify and describe the attributes ( sides and corners) of shapes



Identify and sort shapes in the correct column

Circle

Square

Hexagon

Triangle

Shape Sorting

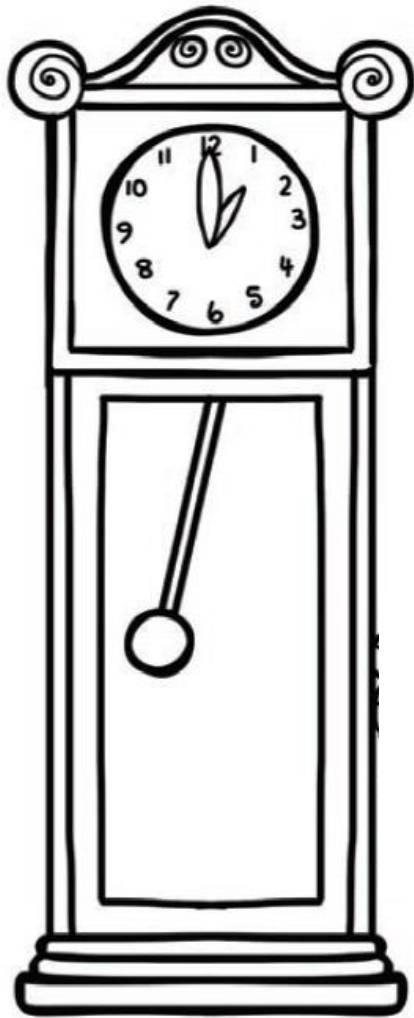
---


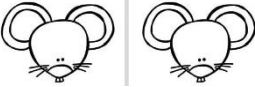
---



---



---

Have children cut out the mice and use them for addition and subtraction word problems




There are  mice on the clock. Then  more join them, how many mice are on the clock **all together?**

If I see  mice on the clock and  mice ran away, how many will **be left?**

There are  mice on the clock. Then  more joins them, how many mice are on the clock **all together?**

--	--	--	--	--



**Instrucciones para padres**

**Matemáticas**

**marzo 30 - abril 3**

**lunes**- **Identificación de número**

Los niños identificarán cada tarjeta numérica en un orden aleatorio. (pág. 3)

Los niños identificarán cada número y juntarán las piezas del rompecabezas en la orden de números correctos. (pág. 4)

Videos: [Chant and Write Numbers with Dr. Jean](#)

[Jack Hartman Count to 20 and Workout](#)

**martes**- **Patrones**

Los niños crean patrones con las tarjetas de Hickory Dickory Dock. (ver los ejemplos de AB/AABB/ABC págs. 5-6)

Los niños cortarán y pegarán los patrones (pág. 7)

Vídeo: [Jack Hartman Pump Up the Pattern](#)

**miércoles**- **Contando conjuntos (correspondencia uno a uno)**

Los niños contarán los objetos y escribirán el número correcto en el cuadro. (pág. 8)

Vídeo: [Dr. Jean Number Match](#)

**jueves**- **Formas/clasificación:**

Los niños identificarán y describirán los atributos (lados y esquinas) de formas. (pág. 9)

Identificarán y ordenarán formas en la columna correcta. (pág. 10)

Vídeo: [Jack Hartman Shape Song](#)

**viernes**- **Resolución de problemas**

Los niños cortarán los ratones y los usarán para problemas de sumar y restar. (pág. 11)

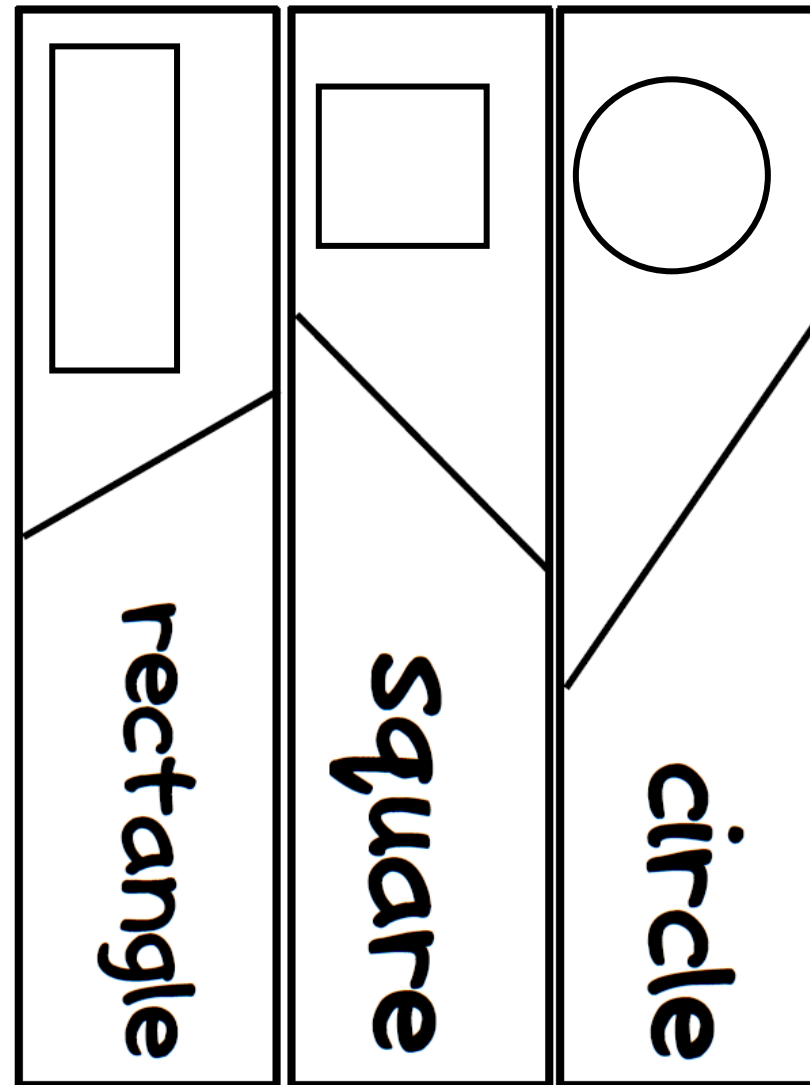
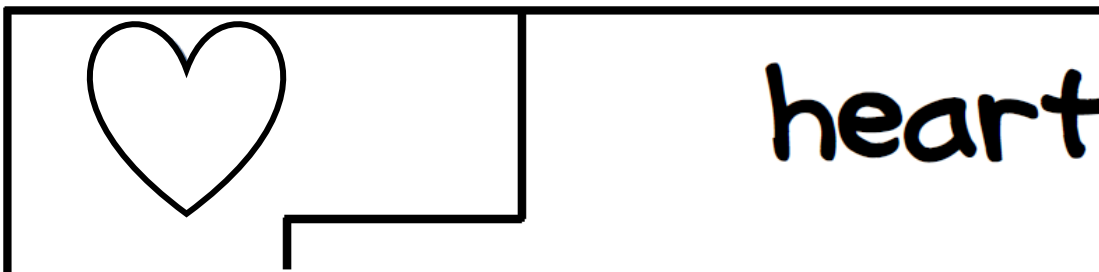
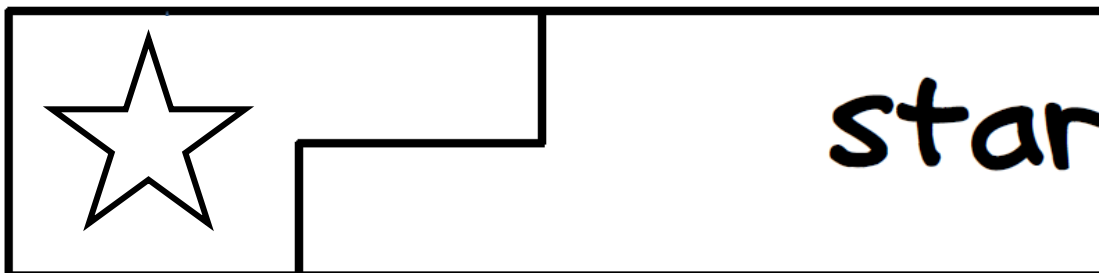
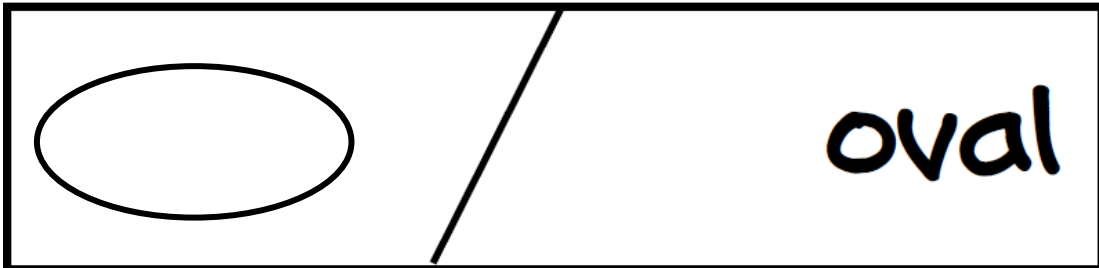

Vídeo: [Dr. Jean Addition Pokey](#)

[Dr. Jean Five Little Fish](#)


# Enrichment Activities



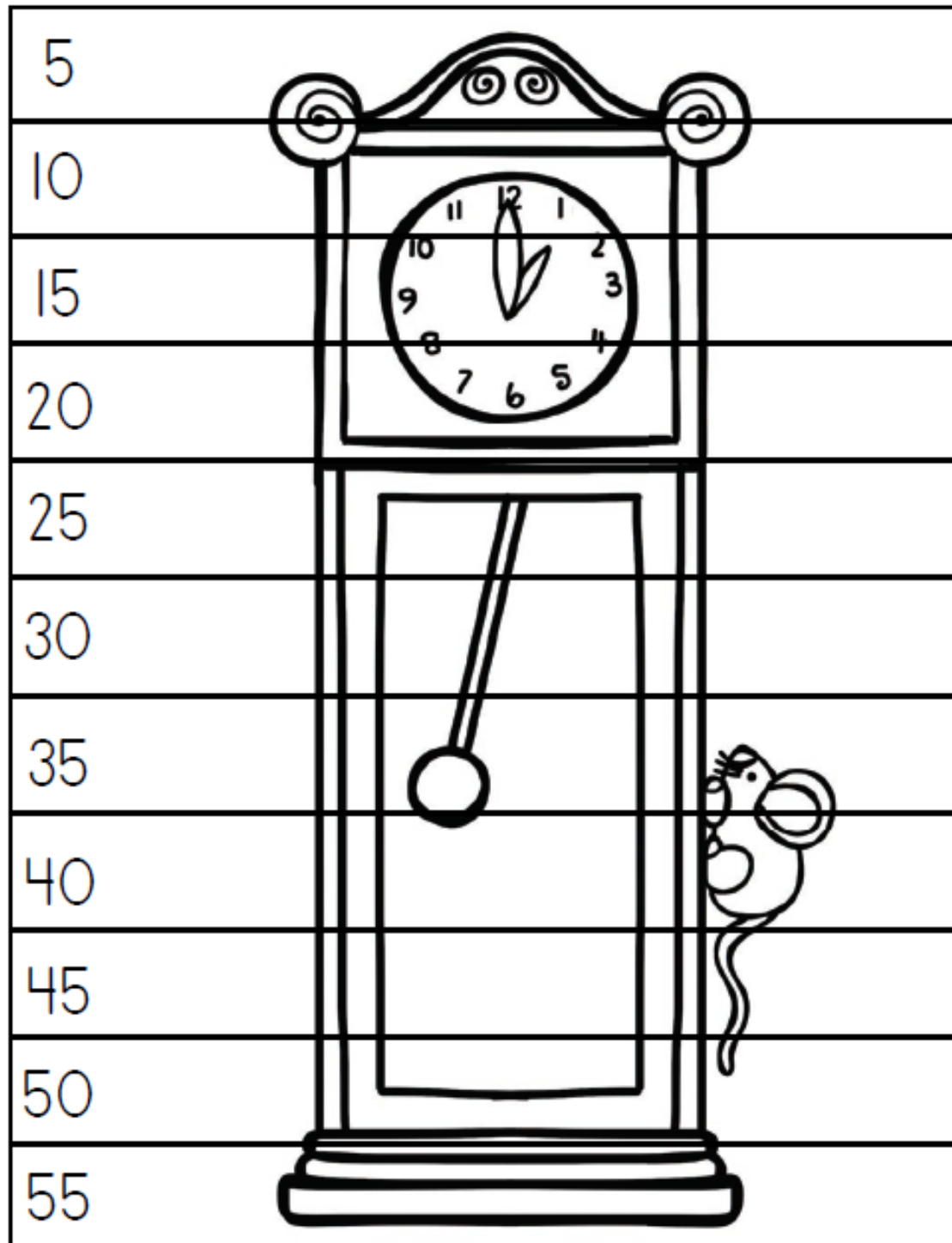
Cut each puzzle piece strip into two pieces. Children will independently read and match word to its appropriate shape



Have children identify each number and skip count (by 2s) . Cut and put puzzle pieces together in the correct number order




Have children identify each number and skip count (by 5s) . Cut and put puzzle pieces together in the correct number order



Have children follow each of the ordinal term directions.

Follow the Directions

Circle the 4<sup>th</sup> (fourth)




Cross out the 2<sup>nd</sup> (second)



Draw a line under the 5<sup>th</sup> (fifth)




Draw a line above the 1<sup>st</sup> (first)




Follow the Directions

Draw a line under the 7<sup>th</sup> (seventh)



Circle the 8<sup>th</sup> (eighth)



Draw a line above the 6<sup>th</sup> (sixth)




Cross out the 3<sup>rd</sup> (third)




Have children write the correct number word on the blank.

# Let's Practice Writing!




---

---




---

---



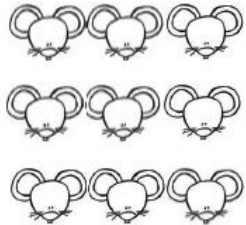
---

---




---

---



---


---



---


---

# Let's Practice Writing!




---

---



---

---




---

---




---

---



---

---



---

---