

Week: April 27- May 1

Rhyme of the week: Baa, Baa, Black Sheep , Vocabulary Cards: wool, sheep, master, dame
PAGES DO NOT NEED TO BE PRINTED-Work may be completed on a separate sheet of paper

Monday- Letter Cluster: I, i, B, b, L, l, D, d, T, t

Have child point to the letters and say their name and sound. (pgs.2-3)

Have child build letters with items available at home such as popsicle sticks, playdoh, cotton balls.

Recite Nursery Rhyme

Use picture cards to recite (pgs.3-4)

Video: [Baa, Baa, Black Sheep](#)

Tuesday- Review Name/Sound: Letter hunt

Have child identify letters **I, i, B, b, L, l** in their environment (newspapers, cereal boxes, shoe boxes, etc.)

Cut and paste these letters on a separate sheet of paper.

Rhyming Recite nursery rhyme and identify words that rhyme in **Baa, Baa, Black Sheep**. (pgs.3-4)

Have child name and match the vocabulary words (pg.4) that rhyme with each picture below. (pg. 5)

Ask child to name other words that rhyme with picture cards. (made up words are acceptable ex: pouce, mouse)

Video : [Jack Hartmann: I love to rhyme](#)



Wednesday- Review Name/Sound: Letter hunt

Have child identify letters **D, d, T, t** in their environment (newspapers, cereal boxes, shoe boxes, etc.)

Cut and paste these letters on separate sheet of paper.

Syllables

Have child name picture cards and clap the syllables of each word. (pg.6)

Practice the same activity using different movements (stomp, tap, etc.)

Video: [Jack Hartmann: Syllable Song for Kids](#)

Thursday-Review Name/Sound: Letter/Sound Match (I, i, B, b, L, l, D, d, T, t)

Review letter cards on page 2-3 then match picture card with corresponding sound. (pg.7)

Read, Write and Recite

Read **Baa, Baa, Black Sheep** on page 3. Complete nursery rhyme by filling in the blanks. Recite once complete. (pg.8)

Video: [Dr. Jean: ABC Kick Box](#)

Friday- Review Name/Sound: Letter formation (I, i, B, b, L, l, D, d, T, t)

Have child practice writing letter clusters on a blank sheet of paper.


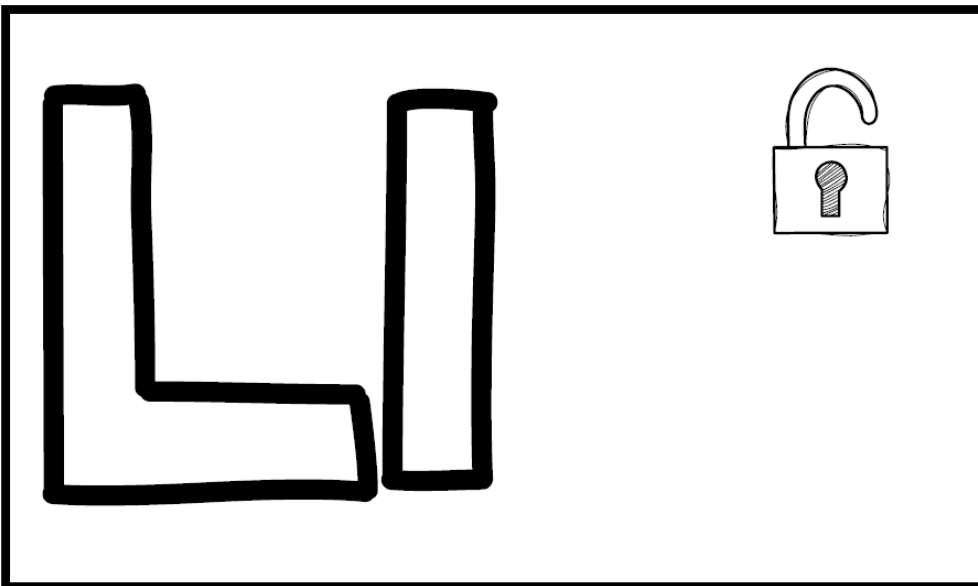

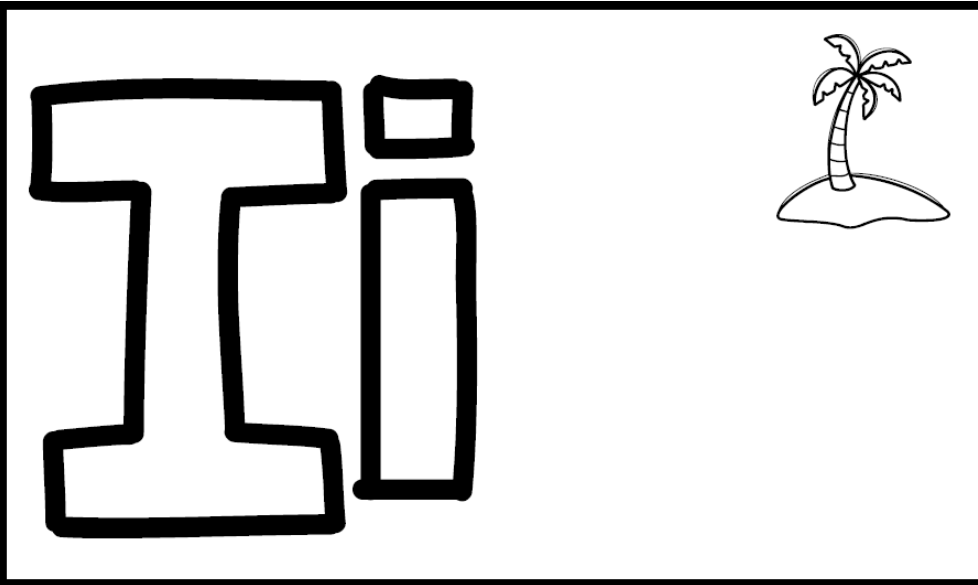
Written Expression-sight words/pattern sentences


Use pattern sentences to identify and highlight sight words – **can, see, a** (pg.9)

Ask child to use pattern sentences to write and illustrate their own sentence. **I can see a _____.**

Video: [Jack Hartmann: Letter formation](#)

Letter cards will be used throughout the week for different activities.






Baa Baa Black Sheep

Baa, baa, black sheep,
have you any wool?

Yes sir, yes sir,
three bags full!


One for the master,
One for the dame,
And one for the little boy
Who lives down the lane.




Picture cards for Nursery Rhyme will be used throughout the week for different activities.



sheep



wool






master





dame

Have child name and match the vocabulary words (pg.4) that rhyme with each picture below.




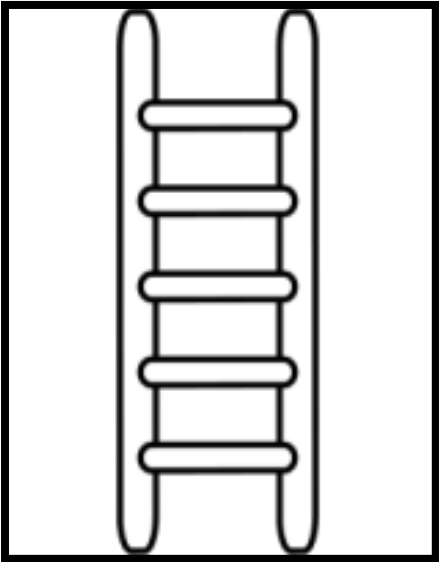

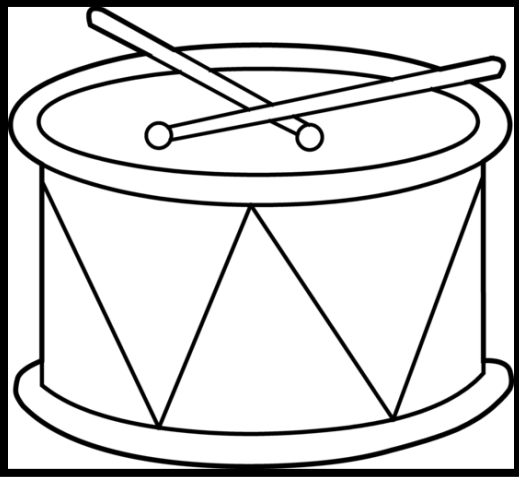
sheep/jeep, wool/stool, master/pasture, dame/flame

Have child name picture cards and clap the syllables of each word.



sheep- 1 clap, wool- 1 clap, master- 2 claps, boy- 1 clap, pasture- 2 claps, dame- 1 clap

Name letter cards (pgs.2-3) and match picture card with corresponding sound.



drum, iguana, tie, ladder, bird

Complete nursery rhyme by filling in the blank using vocabulary words. Recite once complete.

Baa Baa Black Sheep

Baa, baa, black

have you any

Yes sir, yes sir,


three bags full!

One for the

One for the

And one for the little boy

Who lives down the lane.



Vocabulary Words



dame



wool



master



sheep

Use pattern sentences to write and illustrate their own sentence in the box below.

I

can

see

a

sheep 


.

I

can

see

a

boy 

.

A large empty rectangular box for writing and drawing a sentence.


Optional:
Enrichment
Activities

Page **does not** need to be printed. Child can name/draw the items with the same beginning sound on a separate sheet of paper.

Letter formation can be done on a blank paper as well. Challenge child and ask them to try to label their drawings.

Name: _____

Color the pictures that begin with the T sound.





Page **does not** need to be printed. Child can name/draw the items with the same beginning sound on a separate sheet of paper.

Letter formation can be done on a blank paper as well. Challenge child and ask them to try to label their drawings.

Name: _____

Color the pictures that begin with the D sound.

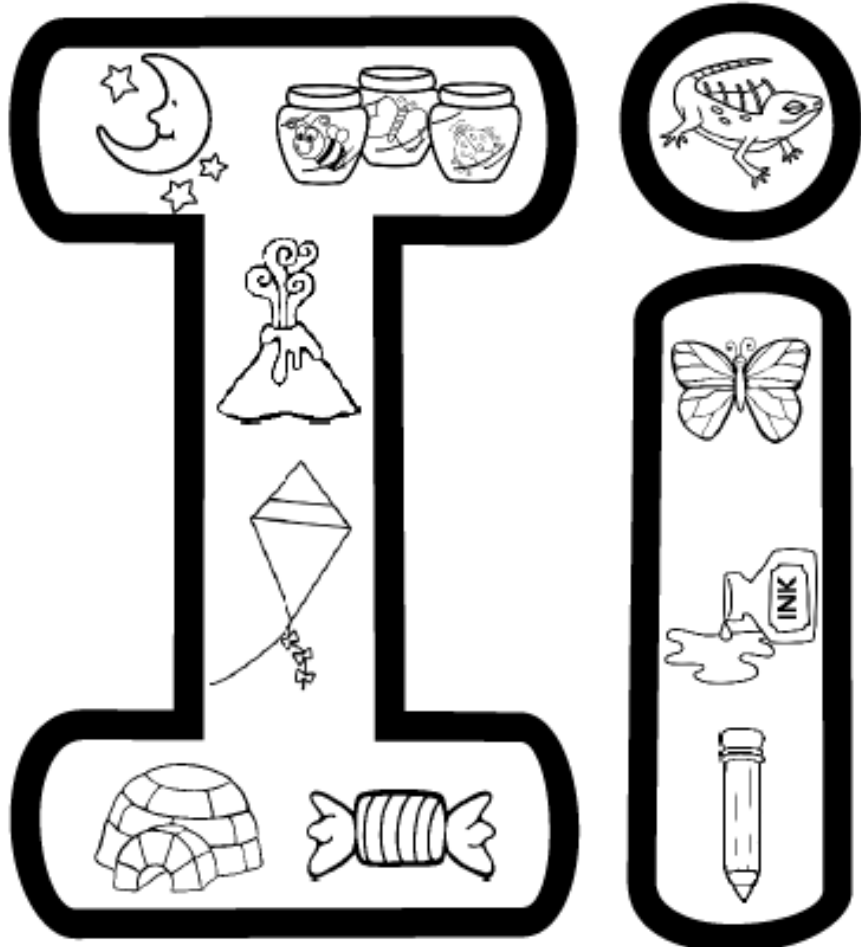


Page **does not** need to be printed. Child can name/draw the items with the same beginning sound on a separate sheet of paper.

Letter formation can be done on a blank paper as well. Challenge child and ask them to try to label their drawings.

Name: _____

Color the pictures that begin with the I sound.




Below the letter 'I' and the objects are two sets of handwriting lines. Each set consists of a solid top line, a dashed middle line, and a solid bottom line. The first set is on the left, and the second set is on the right.

Page **does not** need to be printed. Child can name/draw the items with the same beginning sound on a separate sheet of paper.

Letter formation can be done on a blank paper as well. Challenge child and ask them to try to label their drawings.

Name: _____



Color the pictures that begin with the L sound.

Two sets of handwriting practice lines. Each set consists of a solid top line, a dashed middle line, and a solid bottom line. The first set is on the left, and the second set is on the right.

Have child circle all the words that rhyme with sheep.



Have child use cards to retell the nursery rhyme.

Baa! Baa!	black sheep 	Have you any wool? 	Yes, Sir! 
Yes, Sir! 	3 bags full 	master 	dame 
little boy 	1 for my	1 for my	1 for the
who lives down the lane	and		