

Week: April 13-17

Rhyme of the week: This Little Piggy , Vocabulary Cards: market, home, roast beef, none

PAGES DO NOT NEED TO BE PRINTED-Work may be completed on a separate sheet of paper

Monday- Letter Cluster: A, a, F, f, P, p, H, h, G, g, N, n

Have child point to the letters and say their name and sound. (pgs.2-3)

Have child build letters with items available at home such as popsicle sticks, playdoh, cotton balls.

Recite Nursery Rhyme

Use picture cards to recite **This Little Piggy** (pg.4)

Video: [This Little Piggy](#)

Tuesday- Review Name/Sound: Letter hunt

Have child identify letters **A, a, F, f, P, p** in their environment (newspapers, cereal boxes, shoe boxes, etc.)

Cut and paste these letters on a separate sheet of paper.

Rhyming Recite nursery rhyme **This Little Piggy**. (pg.4)

Have child color (or point) to the pictures that rhyme. (pg. 5)

Ask child to name other words that rhyme with picture cards. (made up words are acceptable ex: pouce, mouse)

Video : [Jack Hartmann: I love to rhyme](#)



Wednesday- Review Name/Sound: Letter hunt

Have child identify letters **H, h, G, g, N, n** in their environment (newspapers, cereal boxes, shoe boxes, etc.)

Cut and paste these letters on separate sheet of paper.

Syllables

Have child name picture cards and clap the syllables of each word. Circle or point to the correct number of syllables. (pg.6)

Practice the same activity using different movements (stomp, tap, etc.)

Video: [Jack Hartmann: Syllable Song for Kids](#)

Thursday-Review Name/Sound: Letter/Sound Match (A, a, F, f, P, p, H, h, G, g, N, n)

Review letter cards on page 2-3 then match picture card with corresponding sound. (pg.7)

Read, Write and Recite

Read **This Little Piggy** on page 4. Complete nursery rhyme by filling in the blanks. Recite once complete. (pg.8)

Video: [Dr. Jean: ABC Kick Box](#)

Friday- Review Name/Sound: Letter formation (A, a, F, f, P, p, H, h, G, g, N, n)

Have child practice writing letter clusters on a blank sheet of paper.



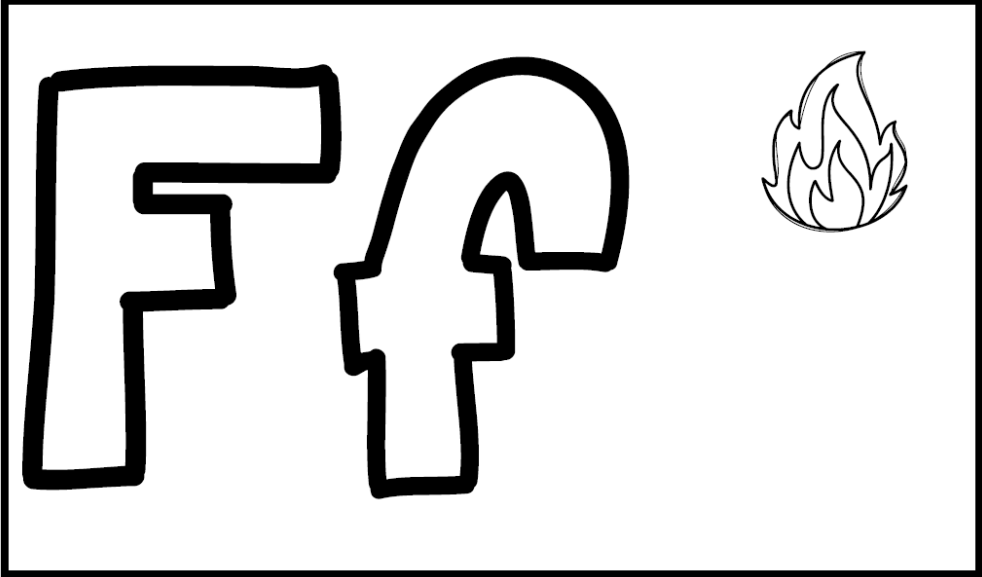

Written Expression-sight words/pattern sentences

Use pattern sentences to identify and highlight sight words – **can, see, a** (pg.9)

Ask child to use pattern sentences to write and illustrate their own sentence. **I can see a _____.**

Video: [Jack Hartmann: Letter formation](#)

Letter cards will be used throughout the week for different activities





Nn



Pp





Picture cards for Nursery Rhyme will be used throughout the week for different activities.



market


home




roast beef

none


THIS
little
PIGGY




This little piggy went to market,




This little piggy stayed home,



This little piggy had roast beef,



This little piggy had none,




Wee weeeeee

And this little piggy cried "wee wee wee" all the way home.

Color (or point) to the pictures that rhyme.

RHYMING WORDS

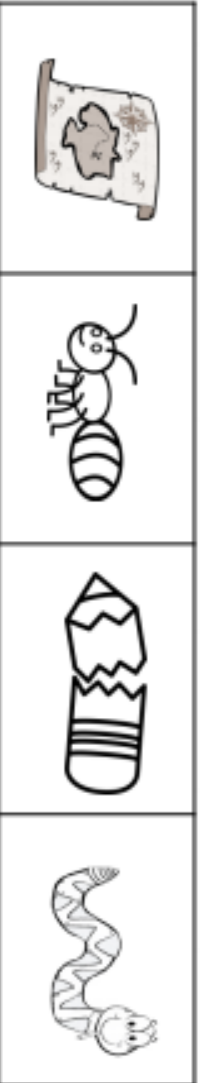
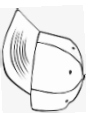
Color / point to the pictures that rhyme with



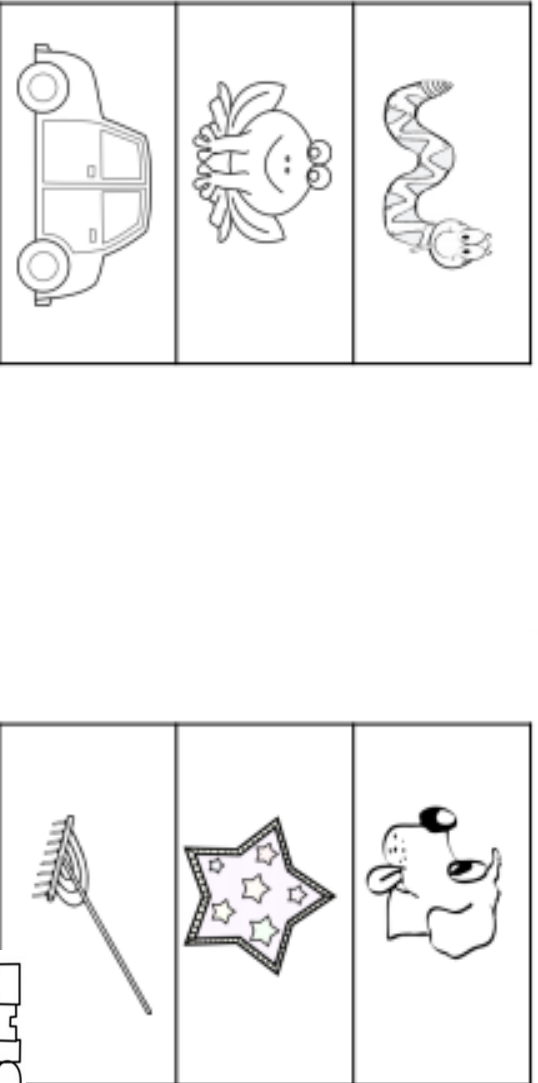
Color / point to the pictures that rhyme with



Color / point to the pictures that rhyme with



Match the rhyming pictures



THIS
IS
THE
BEST



Have child name picture cards and clap the syllables of each word. Circle or point to the correct number of syllables.

Syllables – clap and point

How many syllables?



2

3

4

How many syllables?




2

3

4

How many syllables?




1

2

3

How many syllables?




2

3

4

How many syllables?



1

2

3

How many syllables?




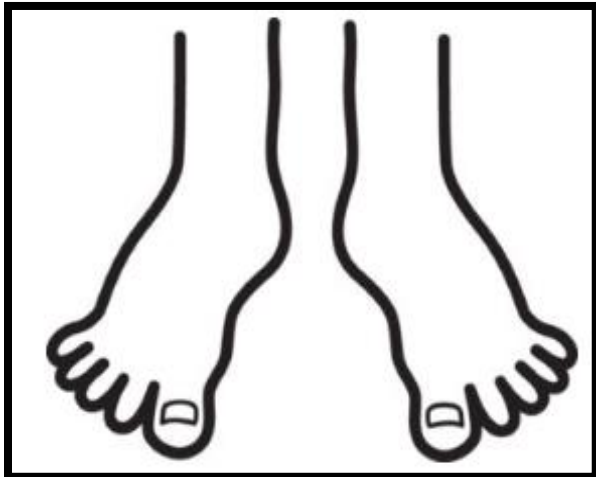



2

3

4

apple- 2 claps, newspaper- 3 claps, pig- 1 clap, gorilla- 3 claps, fish- 1 clap, hammer- 2 claps

Name letter cards (pgs.2-3) and match picture card with corresponding sound.



alligator, heart, grapes, feet, nest, pear

Complete nursery rhyme by filling in the blank using vocabulary words. Recite once complete.

THIS little PIGGY



This little piggy went to

This little piggy stayed



This little piggy had

This little piggy had



Weeeeee

And this little piggy cried "wee wee wee" all the way home.

Vocabulary Words



market



home



roast beef



none


Use pattern sentences to write and illustrate their own sentence in the box below.

I

can

see 


a

pig 


.

I

can

see 

a

cat 

.

A large empty rectangular box for writing and drawing a sentence.

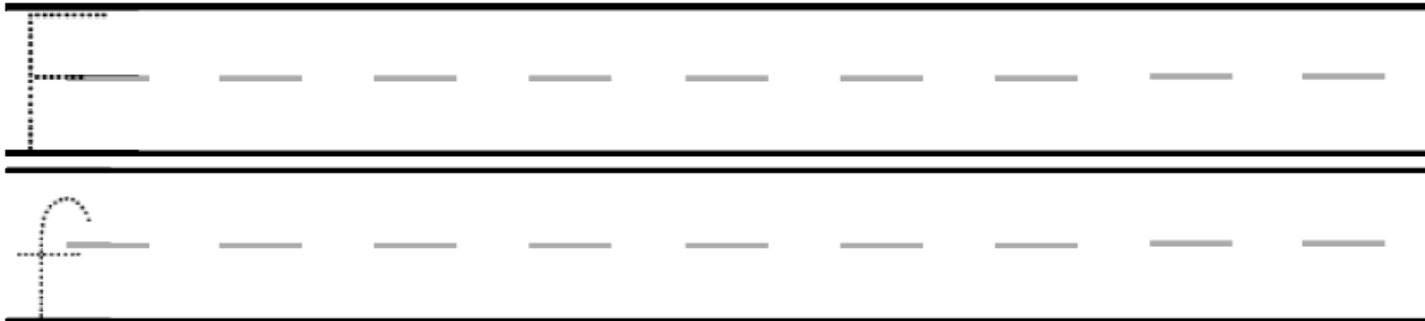

Optional:
Enrichment
Activities

Page **does not** need to be printed. Child can name/draw the items with the same beginning sound on a separate sheet of paper.

Letter formation can be done on a blank paper as well. Challenge child and ask them to try to label their drawings.

Color the pictures that begin with the F sound.

Name: _____




Page **does not** need to be printed. Child can name/draw the items with the same beginning sound on a separate sheet of paper.

Letter formation can be done on a blank paper as well. Challenge child and ask them to try to label their drawings.

Name: _____

Color the pictures that begin with the G sound.



The uppercase letter 'G' contains a gorilla, a goat, a giraffe, a guinea pig, a gibbon, and a bunch of grapes. The lowercase letter 'g' contains a guitar, a ladybug, a glove, a rabbit, and a nest.

Page **does not** need to be printed. Child can name/draw the items with the same beginning sound on a separate sheet of paper.

Letter formation can be done on a blank paper as well. Challenge child and ask them to try to label their drawings.

Name: _____

Color the pictures that begin with the H sound.

H

h

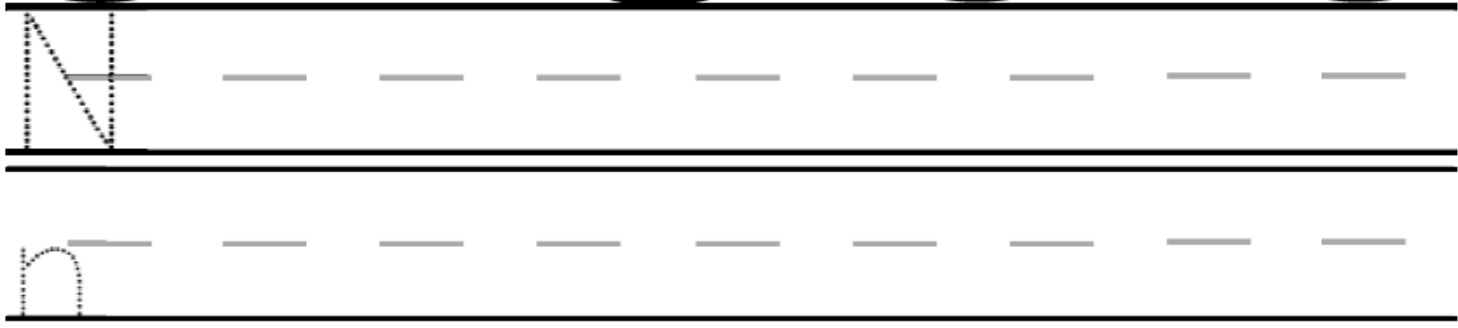
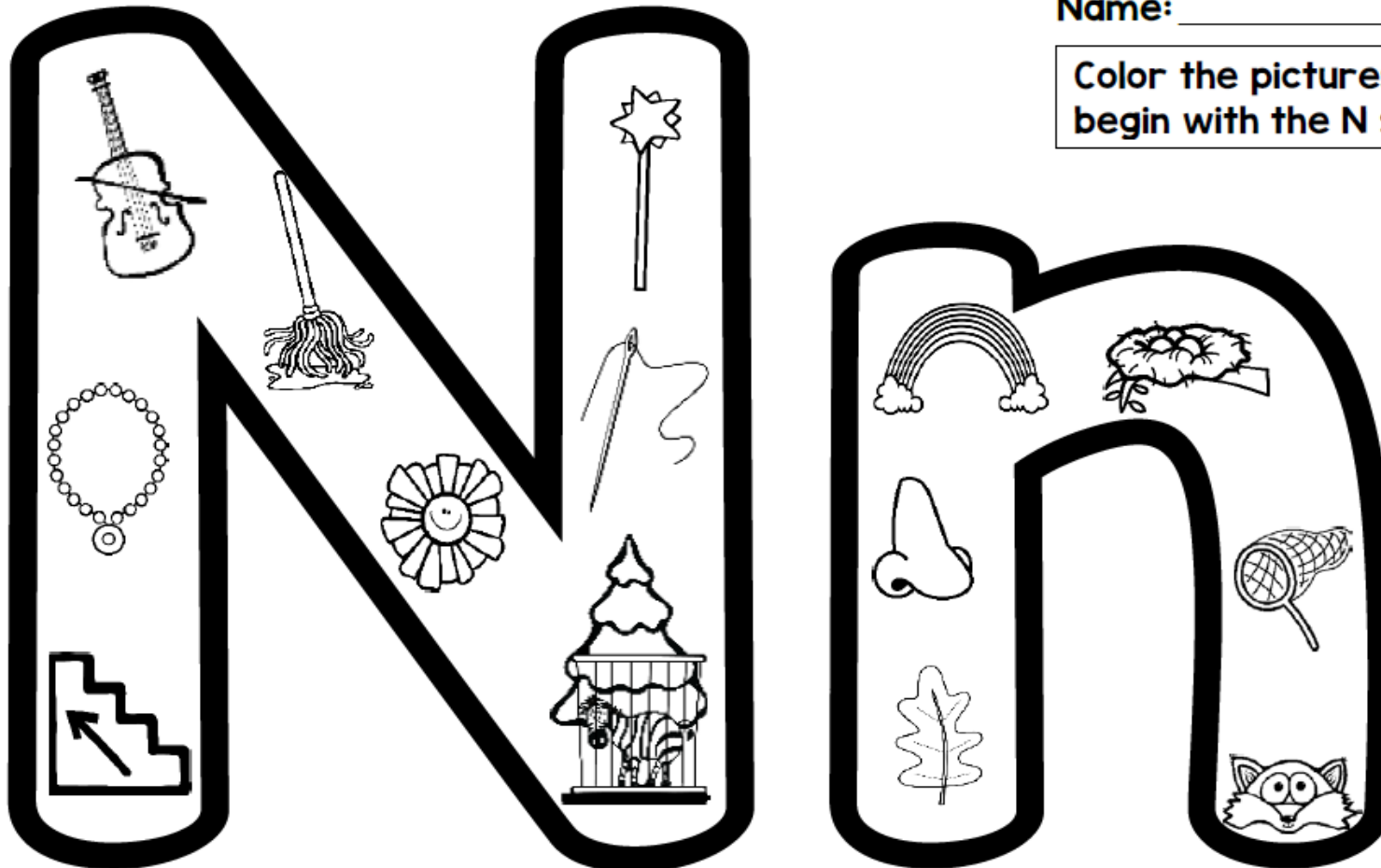
Handwriting practice lines for uppercase 'H' and lowercase 'h' with dashed midlines.

Page **does not** need to be printed. Child can name/draw the items with the same beginning sound on a separate sheet of paper.

Letter formation can be done on a blank paper as well. Challenge child and ask them to try to label their drawings.

Name: _____

Color the pictures that begin with the N sound.



Let's practice writing

market



home



roast beef



none



Name: _____

can



Color an insect each time you read all the sentences.

I can see a cat.



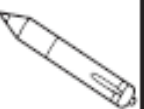
I can see a hat.



I can see a hen.



I can see a pen.



I can see a pig.



I can see a pin.



I can see a dog.



I can see a bug.

