



# Pre-Kinder Home Lessons

English

Week March 23-27

<https://cliengagefamily.org/>

Has free online activities in English and Spanish for parents to access from home




## PSJA Academic Continuity Plan for Prekindergarten

Day of the week	Activity
Tuesday	<p><b><u>Math: Nursery Rhyme</u></b>                      Recite <i>the Wheels on the Bus</i>, do hand motions to go along with the rhyme                      Point to pictures while reciting the rhyme p.4                      *Focus on words and opposites: <b>round, back, open/close, up/down</b>                      ***<i>see attachments on pgs. 3-4</i>    <a href="https://www.youtube.com/watch?v=ki_R_4FcFK0">https://www.youtube.com/watch?v=ki_R_4FcFK0</a></p> <p><b><u>Literacy: Letters - K, W, A</u></b>                      Have child point to the letters (K, W, A) and say their name and sound.                      *Have the child name all the letters and their sounds in random order (extension)                      ***<i>see attachment cards for this activity pgs.5-6</i></p>
Wednesday	<p><b><u>Literacy: Phonemes</u></b>                      What letters would I use to build the word <b>run? hop?</b> Use visuals.                      ***<i>see attachment pg.7 and pgs.5-6 for children to point to letters if needed</i></p> <p><b><u>Math: Number Recognition</u></b>                      Have child name the numbers in the squares in random order                      ***<i>see attachment pg. 8</i></p>
Thursday	<p><b><u>Literacy: Writing/ Oral language</u></b>                      Have child copy the words <b>airplane, car, bike, sailboat</b> <b>OR</b> draw the pictures                      *Have child tell you or write a sentence (example: I go on a _____) extension                      ***<i>see attachment on pg. 9</i></p> <p><b><u>Math: One to one correspondence</u></b>                      Have child count the dots in the windows and point to the number that represents how many.                      ***<i>see attachment pg. 8</i></p>
Friday	<p><b><u>Literacy: Letter Knowledge</u></b>                      Ask child what letter the word <b>walk</b> begins with *(extension) Can child spell the word or make a complete or write a sentence with the word? ***<i>see attachment pg. 10</i></p> <p><b><u>Math: Patterns</u></b>                      Have child tell you what comes next in the AB pattern.                      Have child tell you what comes next in the ABB pattern.                      *Look for patterns around your house (extension)                      ***<i>see attachment on pgs.11-12</i></p>
<b>Helpful Links</b>	<p><a href="https://www.youtube.com/watch?v=6hBLLjqbyQ4">https://www.youtube.com/watch?v=6hBLLjqbyQ4</a> Corona Virus Avengers with Dr. Jean  <a href="https://www.youtube.com/watch?v=qwOQvh_mJ4w">https://www.youtube.com/watch?v=qwOQvh_mJ4w</a> What Letter Is It? Random Order Jack Hartmann</p>



The wheels on the bus go 'round and round,  
'round and 'round, 'round and 'round.  
The wheels on the bus go 'round and 'round,  
All through the town.



The people on the bus go up and down,  
up and down, up and down.  
The people on the bus go up and down,  
All through the town.



The horn on the bus goes beep, beep, beep,  
beep, beep, beep, beep, beep, beep.  
The horn on the bus goes beep, beep, beep,  
All through the town.



The driver on the bus says "Move on back",  
"Move on back", "Move on back".  
The driver on the bus says "Move on back",  
All through the town.





Wheels



Door



Horn



Wipers



People



Driver



Baby



Mammy













---

---

	0
	1
	10

	2
	0
	1

	5
	2
	4

	3
	1
	2






**airplane**



**car**



**bike**



**sailboat**



---

letter




---

word

---

sentence

# AB Patterns – What comes next?





# ABB Patterns – What comes next?

