

Week April 27 – May 1

Math

PAGES DO NOT NEED TO BE PRINTED-Work may be completed on a separate sheet of paper

Nursery Rhyme: Baa, Baa, Black Sheep (page 2)

Monday- Number Identification

Number Cards - Have child identify each number card in a random order. (pg. 3)

Sequencing Numbers – Have child identify the numbers, then cut and paste them in the correct number order. (pg. 4)

Count & Color - Have child identify each number and color the correct amount. (pg. 5)

Videos: [Chant and Write Numbers with Dr. Jean](#)
[Jack Hartman Count to 20 and Workout](#)

Tuesday- Patterns

Creating Patterns - Have child create an AB/AABB/ABC color pattern. (pgs. 6)

What Comes Next & Finish the Pattern - Have child cut and paste to complete the patterns. (pg. 7)

Video: [Jack Hartman Pump Up the Pattern](#)

Wednesday- Counting Sets (one to one correspondence)

I Spy - Have child count the objects and write the correct number in the box. (pg. 8)

Count It - Have child count the objects and shade the correct number. (pg. 9)

Video: [Dr. Jean Number Match](#)

Thursday- Shapes/Sorting:

Shapes - Have child identify and describe the attributes (sides and corners) of shapes. (pg. 10)

Sorting Attributes - Have child identify and sort shapes by attributes. (pg. 11)

Video: [Jack Hartman Shape Song](#)

Friday- Problem Solving

Baa, Baa, Black Sheep Word Problems - Have child cut out each sheep and use them for addition and subtraction word problems. (pg. 12)

Videos: [Dr. Jean Addition Pokey](#)
[Dr. Jean Five Little Fish](#)

Days of the Week and Months of the Year Songs:

[Dr. Jean Days of the Week](#)

[Macarena Months with Dr. Jean](#)

Instrucciones para los padres en español (página 14)

Baa Baa Black Sheep

Baa, baa, black sheep,
have you any wool?


Yes sir, yes sir,
three bags full!

One for the master,

One for the dame,

And one for the little boy

Who lives down the lane.



Baa baa oveja negra

Baa, baa, oveja negra,
¿tienes algo de lana?

Si señor, si señor,
tres bolsas llenas.

Uno para el maestro,

una para la dama,

Y uno para el niño
pequeño

que vive por la calle.




Have child identify each number card in a random order.

1
one




2
two




5
five



6
six




3
three




4
four




7
seven



8
eight



9
nine














10
ten




Have child identify the numbers and cut and paste them in the correct number order.

2	5
7	10
3	1
8	6
9	4




Have child identify each number and color the correct amount.

6



9




8



7







Have child cut and paste to finish the patterns.









Have child count the objects and write the correct number in the box.

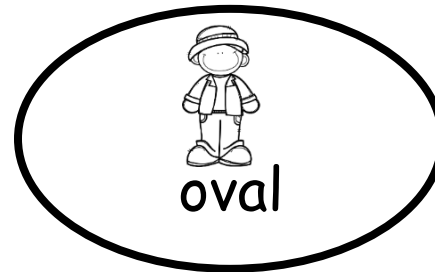








Below the main illustration area, there are four rows of icons and empty boxes for counting:

	<input type="text"/>		<input type="text"/>
	<input type="text"/>		<input type="text"/>

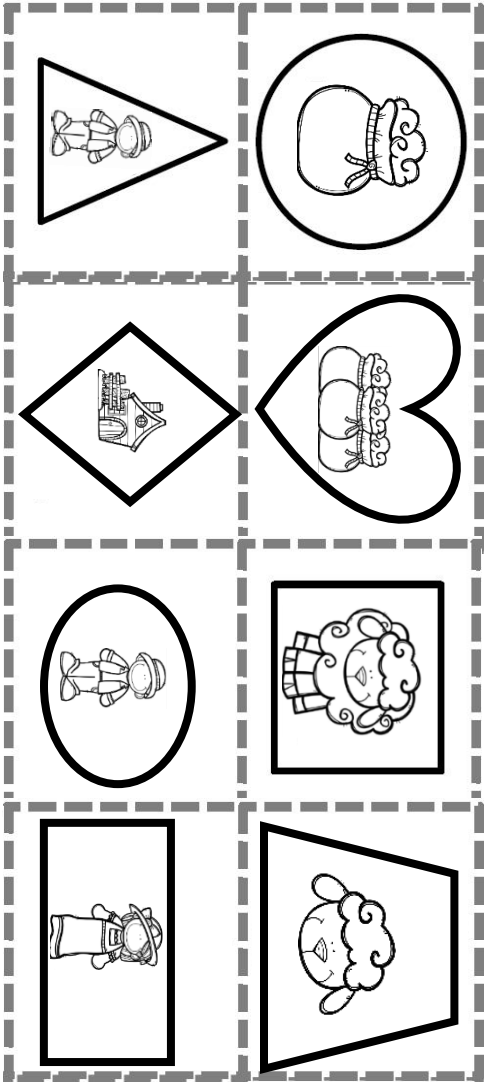
Have child count the objects and shade the correct number.

 <p>6 5 7</p>	 <p>1 3 2</p>
 <p>3 4 5</p>	 <p>4 3 5</p>
 <p>9 11 10</p>	 <p>5 6 7</p>

Have child identify and describe the attributes (sides and corners) of shapes.



Have child identify and sort shapes by attributes (sides and corners)



No Sides

3 Sides


4 Sides




Sorting by Attributes

Have child cut out each bag of wool and use them for addition and subtraction word problems.




There are  bags full and the master wants

 more bag full, how many altogether?

There are  bags full and the

master sold  bags full, how many are left?

There are  bags full and the master wants

 more bags full, how many altogether?

--	--	--	--	--



Instrucciones para padres

Matemáticas

abril 27 – mayo 1

lunes- Identificación de numero

Tarjetas de números - El niño identificará cada tarjeta numérica en un orden aleatorio. (pág. 3)

Secuencia de números – El niño identificará los números, luego los cortará y pegará en el orden de números correcto. (pág. 4)

Cuente y color - El niño identificará cada número y colorear la cantidad correcta. (pág. 5)

Videos: [Chant and Write Numbers with Dr. Jean](#)
[Jack Hartman Count to 20 and Workout](#)

martes- Patrones

Creación de patrones - El niño crea patrones de color AB/AABB/ABC. (pág. 6)

Que viene después y termine los patrones - El niño cortará y pegará imágenes para completar patrones (pág. 7)

Video: [Jack Hartman Pump Up the Pattern](#)

miércoles- Contando conjuntos (correspondencia uno a uno)

Yo espió - El niño contará los objetos y escribirá el numero correcto en el cuadro. (pág. 8)

Cuéntalo - El niño contará los objetos y sombrea el número correcto. (pág. 9)

Video: [Dr. Jean Number Match](#)

jueves- Formas/clasificación:

Formas - El niño identificará y describirá los atributos (lados y esquinas) de formas. (pág. 10)

Ordenar formas por atributos - El niño identificará y ordenará formas por atributos. (pág. 11)

Video: [Jack Hartman Shape Song](#)






viernes- Resolución de problemas

Problemas orales de Baa, baa, oveja negra - El niño cortará las bolsas de lana y los usará para problemas de sumar y restar. (pág. 13)










Videos: [Dr. Jean Addition Pokey](#)
[Dr. Jean Five Little Fish](#)

Optional:
Enrichment
Activities

Have child circle the group in each row that has more.




Have child circle the group in each row that has less.


Have child count objects and write the number word in each box.




one



two




seven




eight



three




four




nine




ten




five



six



eleven



twelve