

Week: April 20 – 24

Rhyme of the week: Mary Had a Little Lamb, Vocabulary Cards: Mary, lamb, followed, school, laugh, play

PAGES DO NOT NEED TO BE PRINTED-Work may be completed on sheet of paper

Monday- Letter Cluster: M, m, E, e, Z, z, K, k

Have child point to the letters and say their name and sound. (pg.2)

Have child build letters with items available at home such as popsicle sticks, playdoh, cotton balls.

Recite Nursery Rhyme

Use picture cards to recite **Mary Had a Little Lamb** (pgs.3-4)

Video: [Nursery Rhyme: Mary Had a Little Lamb](#)

Tuesday- Review Name/Sound: Letter hunt

Have child identify letters **M, m, E, e** in their environment (newspapers, cereal boxes, shoe boxes, etc.)

Cut and paste these letters on separate sheet of paper.

Rhyming Recite nursery rhyme **Mary Had a Little Lamb**. (pg.3)

Have child name the pictures and identify if the words rhyme. Cut and paste to identify pictures that rhyme and do not rhyme. (pg.5)

Ask child to name other words that rhyme with the picture cards. (made up words are acceptable ex: school, bool)

Video : [Jack Hartmann: I love to rhyme](#)



Wednesday- Review Name/Sound Letter hunt

Have child identify letters **Z, z, K, k** in their environment (newspapers, cereal boxes, shoe boxes, etc.)

Cut and paste these letters on separate sheet of paper.

Syllables: Have child name picture cards and clap the syllables of each word. Point to the correct number of syllables.

Cut and paste the picture cards and sort them in the correct number of syllables. (pg.6)

Practice the same activity using different movements (stomp, tap, etc.)

Video: [Jack Hartmann: Syllable Song for Kids](#)

Thursday- Review Name/Sound: Letter/Sound Match (M, m, E, e, Z, z, K, k)

Have child review letter cards on page 2 and match picture cards with corresponding sound. (pg.7)

Read, Write and Recite

Have child read **Mary Had a Little Lamb** on page 3. Complete nursery rhyme by filling in the blanks. Recite once complete. (pg.8)

Video: [Dr. Jean: ABC Kick Box](#)

Friday- Review Name/Sound: Letter formation (M, m, E, e, Z, z, K, k)

Have child practice writing letter clusters on a blank sheet of paper.

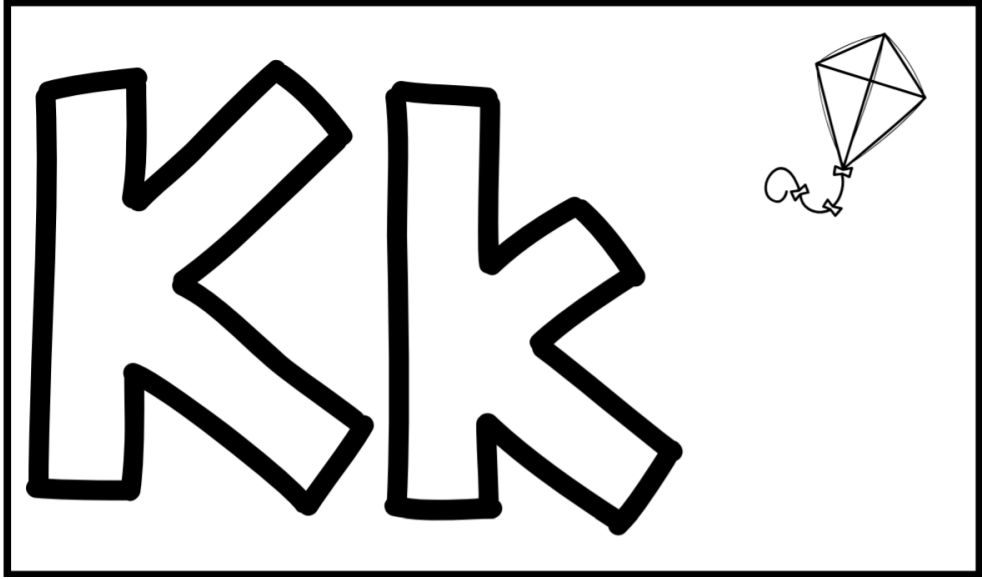



Written Expression-sight words/pattern sentences

Have child use pattern sentences to identify and highlight sight words – **had, a, little** (pg.9)

Ask child to use pattern sentences to write and illustrate their own sentence. **I had a little _____.**

Video: [Jack Hartmann: Letter formation](#)

Letter cards will be used throughout the week for different activities



Mary Had a Little Lamb


Mary had a little lamb,
its fleece was white as snow
And everywhere that Mary went,
the lamb was sure to go.
It followed her to school one day
which was against the rule,
It made the children laugh and play
to see the lamb at school.



Picture cards for Nursery Rhyme will be used throughout the week for different activities



Mary




lamb




followed



school



laugh



play

Have child name the 2 pictures in each rectangle and identify with their thumbs if the words rhyme or do not rhyme.
 OR cut and paste the thumbs to identify if the 2 words rhyme or do not rhyme.

Does it Rhyme?



yes



no

<input type="checkbox"/>		<input type="checkbox"/>			<input type="checkbox"/>			
<input type="checkbox"/>			<input type="checkbox"/>			<input type="checkbox"/>		
<input type="checkbox"/>			<input type="checkbox"/>			<input type="checkbox"/>		





YES mop-top
 NO lion-kite
 YES bug-mug

NO penguin-cone
 YES fox-box
 YES hat-cat

YES pen-hen
 NO queen-whale
 YES log-dog

Have child name animal picture cards and clap the syllables of each word. Point to the correct number of syllables.
OR cut and paste the picture cards and sort them in the correct number of syllables.



Syllable Sort

1
syllable

2
syllables





3
syllables

zebra-2 claps, penguin-2 claps, snake-1 clap

elephant-3 claps, fox-1 clap, bear-1 clap

kangaroo-3 claps, flamingo-3 claps, monkey-2 claps

Have child review letter cards on page 2 and match picture cards with the corresponding sound.



egg, zebra, kangaroo, monkey

Complete nursery rhyme by filling in the blanks using vocabulary words. Recite once complete.

Mary Had a Little Lamb

had a little ,

its fleece was white as snow

And everywhere that Mary went,

the lamb was sure to go.

It her to one day

which was against the rule,

It made the children and

to see the lamb at school.

Vocabulary Words



Mary



lamb



followed



school



laugh



play



Optional:
Enrichment
Activities

Page **does not** need to be printed. Child can name/draw the items with the same beginning sound on a separate sheet of paper. Letter formation can be done on a blank paper as well. Challenge child and ask them to try to label their drawings.

Name: _____

Color the pictures that begin with the M sound.


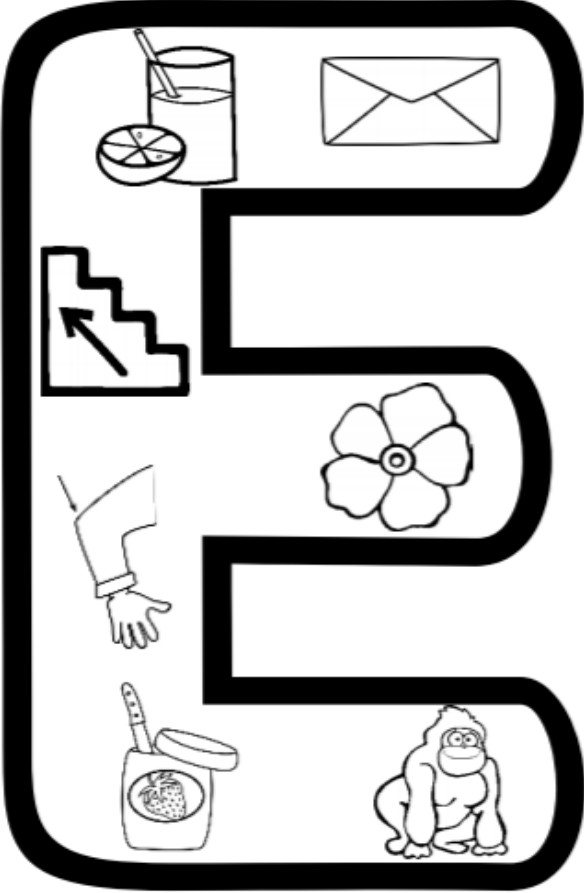
M

m

Page **does not** need to be printed. Child can name/draw the items with the same beginning sound on a separate sheet of paper. Letter formation can be done on a blank paper as well. Challenge child and ask them to try to label their drawings.

Name: _____

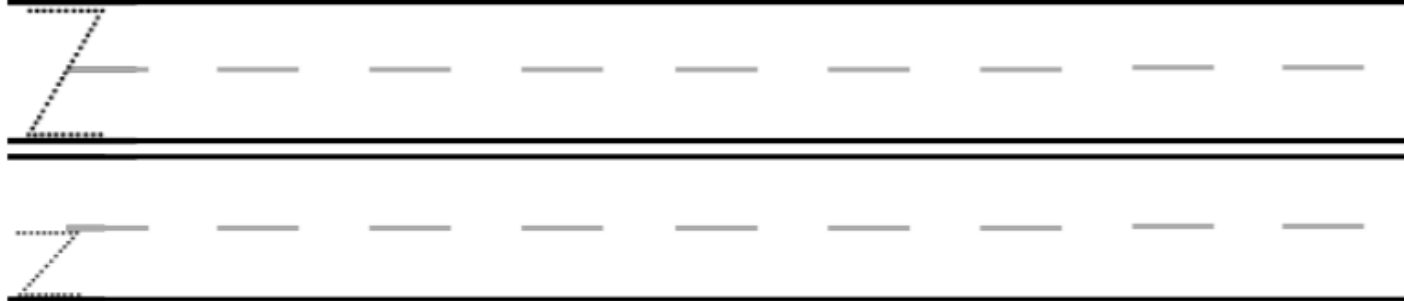

Color the pictures that begin with the E sound.



Page **does not** need to be printed. Child can name/draw the items with the same beginning sound on a separate sheet of paper. Letter formation can be done on a blank paper as well. Challenge child and ask them to try to label their drawings.

Name: _____

Color the pictures that begin with the Z sound.



Page **does not** need to be printed. Child can name/draw the items with the same beginning sound on a separate sheet of paper. Letter formation can be done on a blank paper as well. Challenge child and ask them to try to label their drawings.

Name: _____

Color the pictures that begin with the K sound.

Below the letters are two sets of handwriting lines. Each set consists of a solid top line, a dashed middle line, and a solid bottom line. The first set starts with a dotted 'K' for tracing, and the second set starts with a dotted 'k' for tracing.

Page **does not** need to be printed. Child can do this activity on a separate sheet of paper.

Read, write, stamp the vocabulary words. Challenge child to create sentences using the vocabulary words.

Read

write

stamp



Mary



lamb



school

Page **does not** need to be printed. Child can answer the questions by saying or pointing to the correct picture.

Comprehension

Name: _____


Cut out the pictures at the bottom of the page. Glue them under the question they answer.

What followed Mary?

Where did the lamb follow Mary?

What color was Mary's lamb?


How did the children feel when they saw Mary's lamb?



Writing Prompt

Name: _____

Draw what might happen if Mary brought an elephant to school.



Write a sentence about your picture.

