

Week May 18-22

Math

PAGES DO NOT NEED TO BE PRINTED-Work may be completed on a separate sheet of paper

Nursery Rhyme: Hey Diddle Diddle & Ay Tirirín (page 2)

Monday- Number Identification

Number Cards - Have child identify each number card in a random order. (pgs. 3-4)

Sequencing Numbers – Have child identify each number and put puzzle pieces together in the correct number order. (pg. 5)

Count & Color - Have child identify each number and color the correct amount. (pg. 6)

Videos: [Chant and Write Numbers with Dr. Jean](#)
[Jack Hartman Count to 20 and Workout](#)

Tuesday- Patterns

Creating Patterns - Have child create a pattern with **Hey Diddle Diddle** picture cards. (See example of AB/AABB/ABC on pgs. 7-8)

What Comes Next & Finish the Pattern - Have child cut and paste to complete the patterns. (pg. 9)

Video: [Jack Hartman Pump Up the Pattern](#)

Wednesday- Counting Sets (one to one correspondence)

I Spy - Have child count the objects and write the correct number in the box. (pg. 10)

Graph It - Have child graph the number of objects counted from pg. 10. (pg. 11)

Video: [Dr. Jean Number Match](#)

Thursday- Shapes/Sorting:

Shapes - Have child identify and describe the attributes (sides and corners) of shapes. (pg. 12)

Sorting Attributes - Have child identify and sort shapes by attributes. (pg. 13)

Video: [Jack Hartman Shape Song](#)

Friday- Problem Solving

Hey Diddle Diddle Word Problems - Have child cut out each sheep and use them for addition and subtraction word problems. (pg. 14)

Videos: [Dr. Jean Addition Pokey](#)
[Dr. Jean Five Little Fish](#)

Days of the Week and Months of the Year Songs:

[Dr. Jean Days of the Week](#)

[Macarena Months with Dr. Jean](#)

Instrucciones para los padres en español (página 15)

Hey Diddle Diddle

Hey diddle diddle,
The cat and the fiddle,



The cow jumped
over the moon.

The little dog laughed
To see such sport,




And the dish ran
away with the spoon.

Ay Tirirín

Ay tirirín,
El gato y el violín



La vaca la luna saltó.




El perro reía,
reía sin parrar.








Y cuchara con plato escapó.




Have child identify each number card in a random order.





Have child identify each number and put puzzle pieces together in the correct number order.



Have child identify each number and color the correct amount.


5




4



3




2

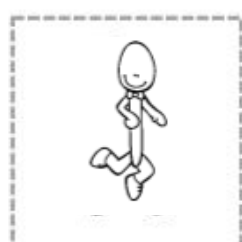







Have child create a pattern with Hey Diddle Diddle picture cards.











Have child cut and paste to finish the patterns.





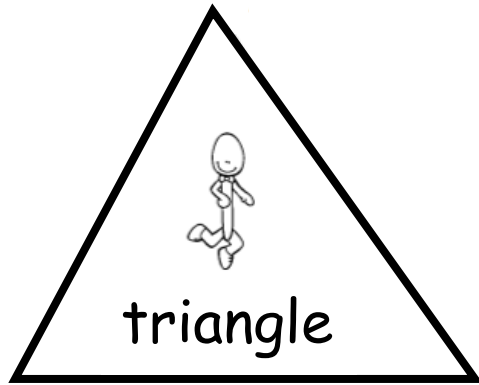

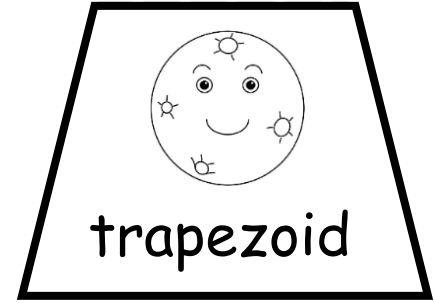



Have child count the objects and write the correct number in the box.




Have child graph the number of objects counted from pg. 10.

				
10				
9				
8				
7				
6				
5				
4				
3				
2				
1				

Have child identify and describe the attributes (sides and corners) of shapes.



Have child identify and sort shapes by attributes (sides and corners)



No Sides

3 Sides

4 Sides




Sorting by Attributes

Have child cut out each cat and use them for addition and subtraction word problems.



There are  playing the fiddle and

 more joined them, how many altogether?

There are  playing the fiddle and 

stopped playing, how many are left?

There are  playing the fiddle and 

more joined them, how many altogether?

--	--	--	--	--



Instrucciones para padres

Matemáticas

mayo 18 - 22

lunes- Identificación de numero

Tarjetas de números - El niño identificará cada tarjeta numérica en orden aleatorio. (págs. 3-4)

Secuencia de números – El niño identificará cada número y juntará las piezas del rompecabezas en la orden de números correctos. (pág. 5)

Cuente y color - El niño identificará cada número y colorear la cantidad correcta. (pág. 6)

Video: [Chant and Write Numbers with Dr. Jean](#)
[Jack Hartman Count to 20 and Workout](#)

martes- Patrones

Creación de patrones - El niño creará patrones con las tarjetas de **Hey Diddle Diddle**. (ver los ejemplos de AB/AABB/ABC págs. 7-8)

¿Que viene después y termine los patrones? - El niño cortará y pegará imágenes para completar patrones (pág. 9)

miércoles- Contando conjuntos (correspondencia uno a uno)

Yo espío - El niño contará los objetos y escribirá el numero correcto en el cuadro. (pág. 10)

Graficarlo - El niño hará una gráfica con el número de objetos contados a partir de la pág. 10. (pág. 11)

Video: [Dr. Jean Number Match](#)

jueves- Formas/clasificación:

Formas - El niño identificará y describirá los atributos (lados y esquinas) de las formas. (pág. 12)

Ordenar formas por atributos - El niño identificará y ordenará las formas por sus atributos. (pág. 13)

Video: [Jack Hartman Shape Song](#)


viernes- Resolución de problemas

Problemas orales de Hey Diddle Diddle - El niño cortará las arañas y las usará para problemas de sumar y restar. (pág. 14)


Video: [Dr. Jean Addition Pokey](#)
[Dr. Jean Five Little Fish](#)

Optional:
Enrichment
Activities













Have child identify and circle the ones that do not belong.



Have child identify each number and skip count (by 5s) . Cut and put puzzle pieces together in the correct number order.



Have child circle the group in each row that has more.

Name: _____

~Hey~
Diddle
Diddle

ROLL and COVER

Roll a die and cover the correct number until you've covered all of the dots.

1 6 5 3


4 2 6

2 3 5


4 5 1 3 2

Have child follow each of the ordinal term directions.

Circle the 4th (fourth)



Cross out the 2nd (second)



Draw a line under the 5th (fifth)



Draw a line above the 1st (first)




Draw a line under the 2nd (second)



Circle the 1st (first)



Draw a line above the 4th (fourth)



Cross out the 3rd (third)

