

**Week: April 6 – 10**

**Rhyme of the week: Jack and Jill, Vocabulary Cards: hill, fell, pail, tumbling**

**PAGES DO NOT NEED TO BE PRINTED-Work may be completed on sheet of paper**

**Monday- Letter Cluster: U, u, X, x, Y, y, Z, z**

Have child point to the letters and say the name and sound (pg.2)

Have child build letters with items available at home such as popsicle sticks, playdoh, cotton balls.

**Recite Nursery Rhyme: Jack and Jill**

Have child use picture cards to recite **Jack and Jill** (pg.3-4)

**Video:** [Nursery Rhyme: Jack and Jill](#)

**Tuesday- Review Name/Sound: Letter hunt**

Have child identify letters **U, u, X, x** in their environment (newspapers, cereal boxes, shoe boxes, etc.)

Have child cut and paste these letters on separate sheet of paper.

**Rhyming:** Have child recite **Jack and Jill** and identify words that rhyme. (pg.3-4)

Have child name and match picture cards that rhyme (pg.5)

Have child name other words that rhyme with the picture cards (made up words are acceptable ex: car, mar)

**Video :** [Jack Hartmann: I love to rhyme](#)



**Wednesday- Review Name/Sound Letter hunt**

Have child identify letters **Y, y, Z, z** in their environment (newspapers, cereal boxes, shoe boxes, etc.)

Have child cut and paste these letters on separate sheet of paper.

**Syllables:** Have child name picture cards. Say the word and clap their hands together to separate the syllables in the word (pg.6).

Practice the same activity using different movements (Stomp, tap, etc.) Circle the correct number of syllables.

**Video:** [Jack Hartmann: Syllable Song for Kids](#)

**Thursday-Review Name/Sound: Letter/Sound Match (U, u, X, x, Y, y, Z, z)**

Have child review letter cards on page 2. Match picture cards with the letter that has the corresponding sound (pg.6)

**Read, Write and Recite**

Have child read **Jack and Jill** on page 3. Complete nursery rhyme by filling in the blanks. Recite once complete (pg.7).

**Video:** [Dr. Jean: ABC Kick Box](#)

**Friday- Review Name/Sound: Letter formation (U, u, X, x, Y, y, Z, z)**

Have child practice writing letter clusters on a blank sheet of paper.


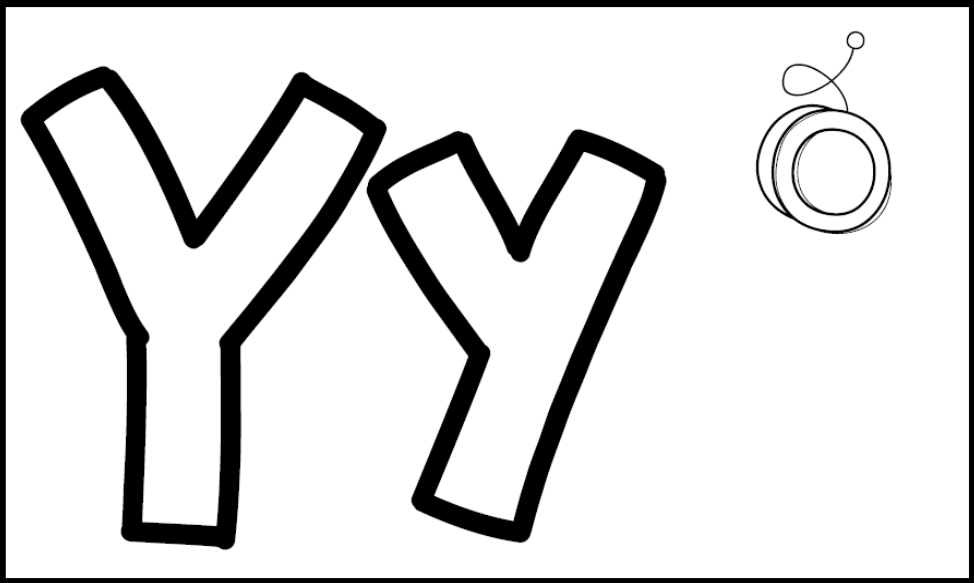


**Written Expression-sight words/pattern sentences**

Have child use pattern sentences to identify and highlight sight words – **went, up**

Have child use pattern sentence to write and illustrate their own sentence. **I went up the \_\_\_\_\_.**

**Video:** [Jack Hartmann: Letter formation](#)

Letter cards will be used throughout the week for different activities



# Jack and Jill

Jack and Jill  
Went up the hill  
To fetch a pail of water.


Jack fell down  
And broke his crown  
And Jill came tumbling after.



Picture cards for Nursery Rhyme will be used throughout the week for different activities.



Jack



Jill



hill



pail









fell




tumbling

Have child name and match picture cards that rhyme (can also point to the two pictures that rhyme).




Have child say the word and clap their hands together to separate the syllables in the word. Point/circle the number of syllables.


## Syllables – clap and point




1	2	3
---	---	---




1	2	3
---	---	---




1	2	3
---	---	---



1	2	3
---	---	---




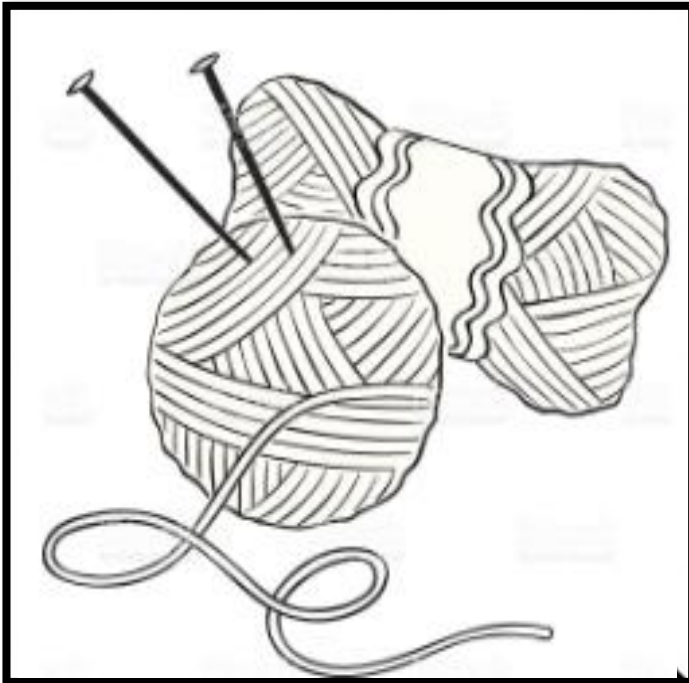
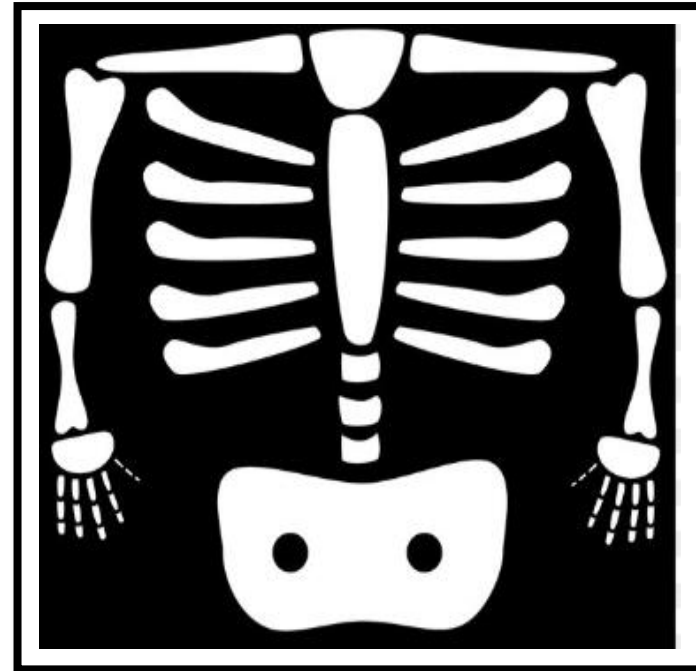

1	2	3
---	---	---



1	2	3
---	---	---

basketball-3 claps, bunny-2 claps, flower-2 claps, pail-1 clap, egg-1 clap, dinosaur-3 claps

Have child review letter cards on page 2. Match picture cards with the letter that has the corresponding sound.



umpire, x-ray, yarn, zebra

Have child read **Jack and Jill** on page 3. Complete nursery rhyme by filling in the blanks. Recite once complete.

# Jack and Jill

and Jill  
Went up the   
To fetch a  of water.

Jack  down  
And broke his crown  
And  came  after.



## Vocabulary Words



Jack



pail



tumbling



Jill




hill



fell



Have child use pattern sentence to write and illustrate their own sentence.




went

up

the



.



went

up

the



.

Blank space for writing and illustrating a sentence.

Blank space for writing and illustrating a sentence.

**Optional:**  
**Enrichment**  
**Activities**

Page **does not** need to be printed. Child can name/draw the items with the same beginning sound on a separate sheet of paper.

Letter formation can be done on a blank paper as well. Challenge child and ask them to try to label their drawings.

Name: \_\_\_\_\_

Color the pictures that begin with the U sound.

U U


U U


Page **does not** need to be printed. Child can name/draw the items with the same beginning sound on a separate sheet of paper.

Letter formation can be done on a blank paper as well. Challenge child and ask them to try to label their drawings.

Name: \_\_\_\_\_

**Color the pictures that begin or end with the X sound.**





X \_\_\_\_\_


X \_\_\_\_\_

Page **does not** need to be printed. Child can name/draw the items with the same beginning sound on a separate sheet of paper.

Letter formation can be done on a blank paper as well. Challenge child and ask them to try to label their drawings.

**Name:** \_\_\_\_\_

**Color the pictures that begin with the Y sound.**



Y — — — — — — — — — —

y — — — — — — — — — —

Page **does not** need to be printed. Child can name/draw the items with the same beginning sound on a separate sheet of paper.

Letter formation can be done on a blank paper as well. Challenge child and ask them to try to label their drawings.

Name: \_\_\_\_\_

Color the pictures that begin with the Z sound.

Below the letters are two sets of handwriting lines. Each set consists of a solid top line, a dashed middle line, and a solid bottom line. The first set starts with a dashed uppercase 'Z' for tracing, and the second set starts with a dashed lowercase 'z' for tracing.

Let's Practice


Jack



pail



Jill



hill



fell



tumble



Name: \_\_\_\_\_



## Jack and Jill Scrambled Sentence

I can read and write a sentence.

Jack and Jill went up the hill.

\_\_\_\_\_

APPLES & ANTS

and

went

up

hill.

Jack

the

Jill