

Week April 20-April 24

Math

**PAGES DO NOT NEED TO BE PRINTED-Work may be completed on a separate sheet of paper**

**Nursery Rhyme: Mary Had a Little Lamb & María tenía un corderito (page 2)**

**Monday- Number Identification**

**Counting Cards** – Have child identify the numbers on the cards in random order. (pg.3)

**Counting Puzzle & Order** – Have child identify each number and put puzzle pieces together in the correct number order. (pg.4)

**Video:** [Count to 20!!!!!! hip counting song for kids](#)

**Tuesday- Patterns**

**Finish the Patterns** – Have child identify the repeating patterns (AB). Cut and paste pictures to complete the patterns. (pg.5)

**Creating Patterns** – Have child create patterns with the Mary Had a Little Lamb cards (pgs.6-7) examples on page 7

**Video:** [Patterns song game for children Patty Shukla](#)

**Wednesday- Counting Sets (one to one correspondence)**

**How Many?** – Have child point to each picture while counting and circle the number that represents how many. (pg.8)

**I See** – Have child count the objects and write the correct number in the box. (pg.9)

**Video:** [I Can Show Numbers in So Many Ways Jack Hartmann](#)

**Thursday- Shapes/ Sorting**

**Shapes** – Have child name shapes and describes their attributes (sides). Find those shapes around the house and name where. (pg.10)

**Sorting Shapes by Attributes** – Have child sort shapes by common attributes- how many sides each shape has. Cut and paste the shapes. (pg.11)

**Videos:** [Name the Shape Game Jack Hartmann](#)  
[Shapes, Sides and Vertices Jack Hartmann](#)

**Friday- Problem Solving**

**Mary Had a Little Lamb Word Problems** – Have child cut out lambs for simple addition and subtraction word problems. (pg.12)

**Video:** [Five Little Bunnies Song for Kids The Kiboomers](#)

**Fun Song:** [Tooty Ta Jack Hartmann](#)

**Instrucciones para los padres en español (página 13)**

## Mary Had a Little Lamb

Mary had a little lamb,  
its fleece was white as snow  
And everywhere that Mary went,  
the lamb was sure to go.  
It followed her to school one day  
which was against the rule,  
It made the children laugh and play  
to see the lamb at school.




## María tenía un corderito


María tenía un corderito,  
blanco y juguetón  
Y por donde María iba,  
el corderito la seguía  
La siguió a la escuela un día,  
y eso no se podía  
Los niños se divertieron  
Con el travieso cordero.



Have child identify the numbers on the cards in random order.



Have child identify each number and put puzzle pieces together in the correct number order.








Have child identify the AB patterns. Cut and paste pictures to finish the patterns (child can say or point to picture).

### Finish the Patterns



### Finish the Patterns




Have child create a pattern with the Mary Had a Little Lamb cards.

Mary had  
a little lamb



Use the cards on the next page to create patterns.

Examples of patterns:

AB



AABB









ABC



Have child point to each picture while counting and circle the number that represents how many.


**How  
many?**

	4	6	7
	5	9	8
	10	7	6
	9	8	5
	4	3	6
	7	5	2
	5	7	3
	2	1	4
	8	9	6
	7	5	4
	5	3	2
	6	4	1






Have child count the objects and write the correct number in the box.

# I See - Count and Write



Have child name shapes and describe their attributes (sides). Find these shapes around the house.



I found a circle in \_\_\_\_\_.  
I found a square in \_\_\_\_\_.  
I found a triangle in \_\_\_\_\_.  
I found a rectangle in \_\_\_\_\_.  
I found an oval in \_\_\_\_\_.  
I found a rhombus in \_\_\_\_\_.


Have child cut and paste shapes and sort them by their attributes- how many sides they have.

## Sorting Shapes by Attributes

0 sides


3 sides

4 sides



Have child cut out the lambs and use them for addition and subtraction word problems.

Mary had  
a little lamb




Mary has



little lamb



her friends  
gave her




more


How many  
does Mary have  
altogether?



There are



lambs at school




ran away

How many  
are left?




Mary has a



lambs

She gets



more

How many  
does Mary have  
altogether?

**Instrucciones para padres**  
**Matemáticas**  
**abril 20-24**

**lunes- Identificación de números**

**Tarjetas de números** - El niño identificará los números en las tarjetas en orden aleatorio. (pág.3)

**Rompecabezas de conteo y contar** – El niño identificará los números y juntará las piezas del rompecabezas en la orden de números correctos. (pág.4)

**Vídeo:** [Count to 20!!!!!! hip counting song for kids](#)

**martes- Patrones**

**Termine los patrones** – El niño identificará patrones cortando y pegando imágenes para completar patrones AB. (pág.5)

**Creación de patrones** – El niño creará patrones con las tarjetas de María tenía un corderito (págs.6-7) ejemplos en la página 7

**Vídeo:** [Patterns song game for children Patty Shukla](#)

**miércoles- Contando conjuntos (correspondencia uno a uno)**

**¿Cuántos?** – El niño señalará cada imagen mientras cuenta y circulará el número que representa cuantos. (pág.8)

**Yo veo** - El niño contará los objetos y escribirá el número correcto en el cuadro. (pág.9)

**Vídeo:** [I Can Show Numbers In So Many Ways Jack Hartmann](#)

**jueves- Formas/ Clasificación**

**Formas** - El niño nombrará las formas y describirá sus atributos (lados). Encuentra esas formas en la casa e indicar en dónde. (pág.10)

**Ordenar formas por atributos** – El niño cortará las formas y las ordenará y pegará por atributos comunes- cuántos lados tiene cada forma. (pág.11)

**Vídeos:** [Name the Shape Game Jack Hartmann](#)  
[Shapes, Sides and Vertices Jack Hartmann](#)



**viernes- Resolución de problemas**

**Problemas orales de María tenía un corderito** – El niño cortará los corderitos para resolver problemas simples de sumar y restar. (pág.12)

**Vídeo:** [Five Little Bunnies Song for Kids The Kiboomers](#)

**Canción divertida:** [Tooty Ta Jack Hartmann](#)

**Optional:  
Enrichment  
Activities**




Name: \_\_\_\_\_


# Mary had a little lamb

Help the lamb find Mary by following the

numbers 1-12.



1	2	3	0	5	3	2	
12	10	7	4	2	6	9	11
7	2	4	5	1	0	8	4
6	1	10	6	7	9	12	3
8	11	9	5	8	2	7	4
2	7	3	1	9	10	6	5
5	8	6	2	0	11	12	
9	3	10	12	1	5	8	





Name: \_\_\_\_\_

Mary had  
a little lamb

# ROLL and COVER

Roll dice and cover the correct number until you've covered all of the dots.

2 11 6 8 5 3 9

4 8 10 7 10 7

8 10 12 4

5 7 3 11

## Let's Color

Roll a dice and then color in the pictures



blue



pink



yellow








red



purple






green



Name: \_\_\_\_\_

# 1-20

Look at the numbers below. Decide which number is covered by each picture. Write the number on the line.

15	16		18	_____
9	10		12	_____
	3	4	5	_____

Finish the number sequences.

17	18	_____	_____
_____	11	_____	13
6	_____	_____	9