

Week: May 18 – 22

Rhyme of the week: Hey Diddle Diddle, Vocabulary Cards: cat, fiddle, cow, moon, dog, dish, spoon

PAGES DO NOT NEED TO BE PRINTED-Work may be completed on a separate sheet of paper

Monday- Letter Cluster: Review letters Aa-Zz

Have child point to the letters and say their name and sound. (pgs.2-4)

Have child build letters with items available at home such as popsicle sticks, playdoh, cotton balls.

Recite Nursery Rhyme

Use picture cards to recite Hey Diddle Diddle (pgs.5-6)

Video: [Nursery Rhyme: Hey Diddle Diddle](#)

Tuesday- Review Name/Sound: Letter hunt

Have child identify letters **Aa-Mm** in their environment (newspapers, cereal boxes, shoe boxes, etc.)

Cut and paste these letters on separate sheet of paper.

Rhyming Recite nursery rhyme **Hey Diddle Diddle**. (pg.5)

Have child name the pictures and draw a line or point to identify the rhyming pair. (pg.7)

Ask child to name other words that rhyme with the picture cards on page 6. (made up words are acceptable ex: fiddle, biddle)

Video : [Jack Hartmann: I love to rhyme](#)



Wednesday- Review Name/Sound Letter hunt

Have child identify letters **Nn-Zz** in their environment (newspapers, cereal boxes, shoe boxes, etc.)

Cut and paste these letters on separate sheet of paper.

Syllables

Have child name picture cards and clap the syllables of each word. Color or point to the circle with the correct number of syllables. (pg.8)

Practice the same activity using different movements (stomp, tap, etc.)

Video: [Jack Hartmann: Syllable Song for Kids](#)

Thursday- Review Name/Sound: Letter/Sound Match (Review Aa-Zz)

Have child name the pictures and draw a line or point to the pictures with the same beginning sound. (pg.9)

Have child review letter cards on pages 2-4 and match picture cards with corresponding sound. (pg.10)

Read, Write and Recite

Have child read **Hey Diddle Diddle** on page 5. Complete nursery rhyme by filling in the blanks. Recite once complete. (pg.11)

Video: [Dr. Jean: ABC Kick Box](#)

Friday- Review Name/Sound: Letter formation (Review Aa-Zz)

Have child practice writing letter clusters on a blank sheet of paper.

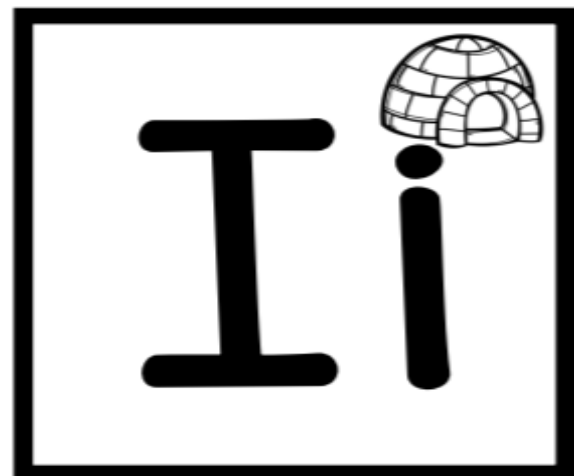




Written Expression-sight words/pattern sentences

Have child use pattern sentences to identify and highlight sight words – **I, see, the, jump** (pg.12)

Ask child to use pattern sentences to write and illustrate their own sentence. **I see the _____ jump.**

Video: [Jack Hartmann: Letter formation](#)

Letter cards will be used throughout the week for different activities



Jj



Kk



Ll



Mm



Nn



Oo



Pp








Qq




Rr






Hey Diddle Diddle

Hey diddle diddle,
the cat and the fiddle,
the cow jumped over the moon.



The little dog laughed
to see such sport,
and the dish ran away
with the spoon.




Picture cards for Nursery Rhyme will be used throughout the week for different activities



cat



fiddle



cow



moon



dog








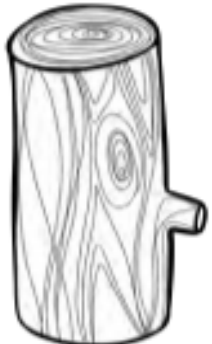
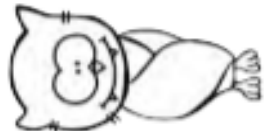



dish



spoon

Have child name the pictures and draw a line or point to the pictures that rhyme.

Hey Diddle Diddle Rhymes

cat-bat

dog-log









moon-spoon

dish-fish

star-car





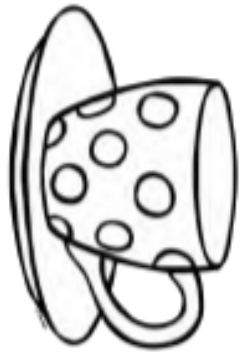



Have child name picture cards and clap the syllables of each word. Color or point to the circle with the correct number of syllables.

COUNTING SYLLABLES

 <input type="radio"/> 1 <input type="radio"/> 2 <input type="radio"/> 3	 <input type="radio"/> 1 <input type="radio"/> 2 <input type="radio"/> 3	 <input type="radio"/> 1 <input type="radio"/> 2 <input type="radio"/> 3	 <input type="radio"/> 1 <input type="radio"/> 2 <input type="radio"/> 3
 <input type="radio"/> 1 <input type="radio"/> 2 <input type="radio"/> 3	 <input type="radio"/> 1 <input type="radio"/> 2 <input type="radio"/> 3	 <input type="radio"/> 1 <input type="radio"/> 2 <input type="radio"/> 3	 <input type="radio"/> 1 <input type="radio"/> 2 <input type="radio"/> 3

cat-1 clap, fiddle-2 claps, spoon-1 clap, moon-1 clap
cow-1 clap, dish-1 clap, jumped-1 clap, laughed-1 clap

Have child name the pictures and draw a line or point to the pictures that have the same beginning sound.

				<h1>Hey Diddle Diddle Sounds</h1>
				

cat-car

cow-cup

moon-map


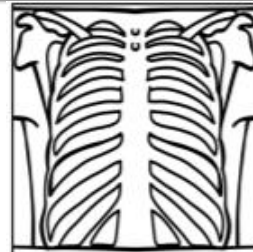


dish-dinosaur

stars-six

Have child review letter cards on pages 2-4 and match picture cards with the corresponding sound.

Letter/ Sound Match

astronaut, balloons, candle, donut, eggs, fork, guitar, horse, igloo, jam, key, leaf, mittens, nail, octopus, pizza, quilt, raccoon, sun, tools, umpire, vest, walrus, x-ray, yogurt, zoo




Complete nursery rhyme by filling in the blanks using vocabulary words. Recite once complete.

Hey Diddle Diddle


Hey diddle diddle,



the and the ,



the jumped over the .



The little laughed



to see such sport,

and the ran away

with the .



Vocabulary Words









cat fiddle cow moon



dog dish spoon

Use pattern sentence to write and illustrate their own sentence in the box below.

I see  the cow  jump  .

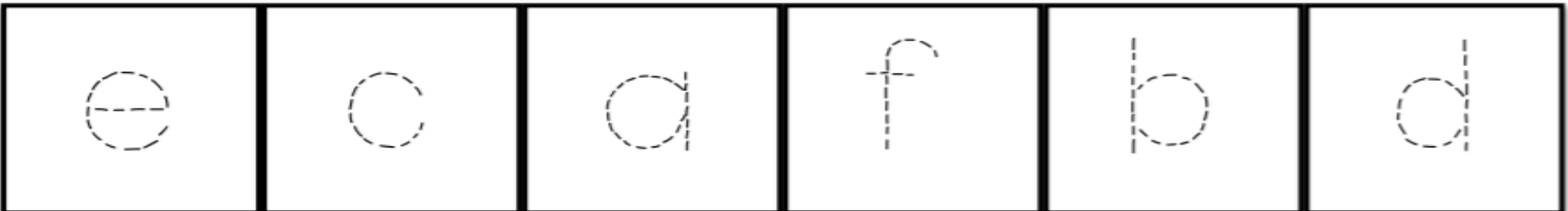

I see  the dog  jump  .

Optional:
Enrichment
Activities

Page does not need to be printed.

Letter formation and drawing with the same beginning sound can be done on a separate sheet of paper. *Challenge child to write the words. Have child trace the uppercase letter and match it to the same beginning sound, then match and trace to the lowercase letter.

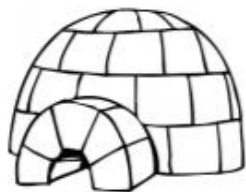
Letter Review for A-F



Page **does not** need to be printed.

Letter formation and drawing with the same beginning sound can be done on a separate sheet of paper. *Challenge child to write the words. Have child trace the uppercase letter and match it to the same beginning sound, then match and trace to the lowercase letter.



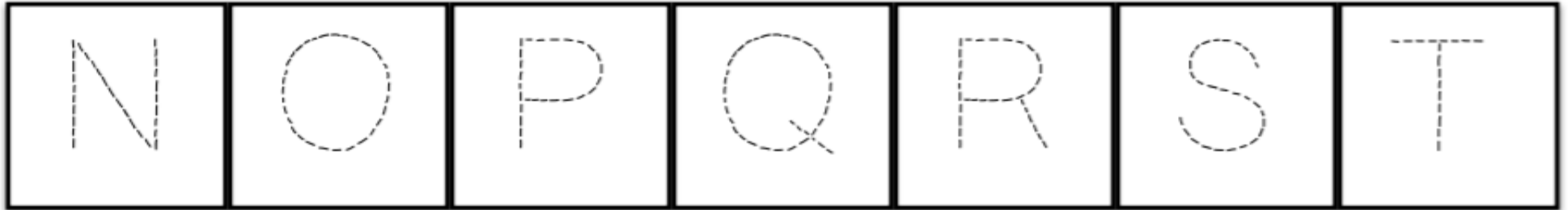
Letter Review for G-M



Page **does not** need to be printed.

Letter formation and drawing with the same beginning sound can be done on a separate sheet of paper. *Challenge child to write the words. Have child trace the uppercase letter and match it to the same beginning sound, then match and trace to the lowercase letter.

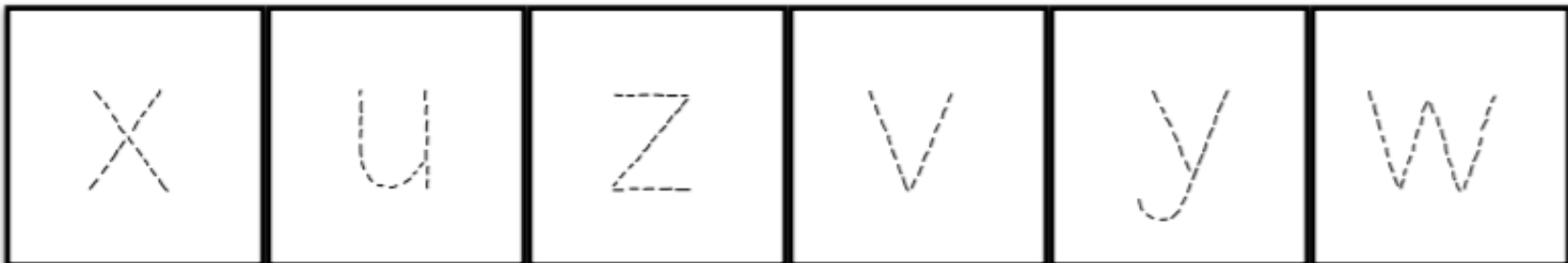
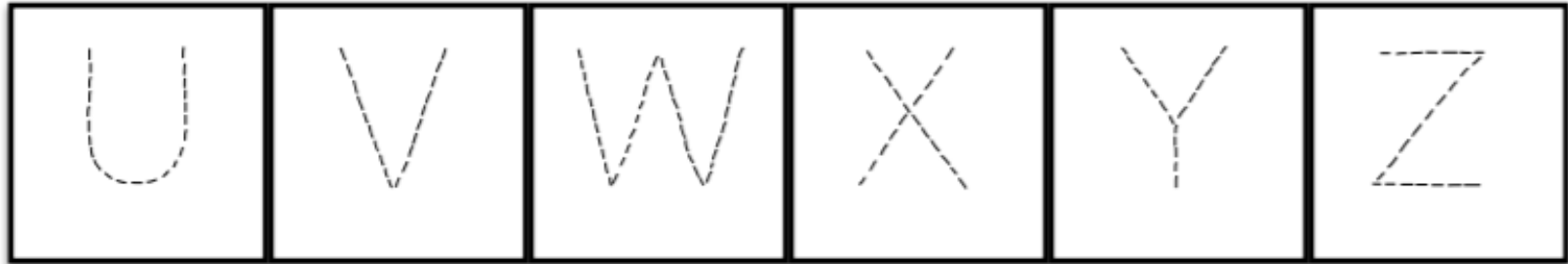
Letter Review for N-T



Page **does not** need to be printed.

Letter formation and drawing with the same beginning sound can be done on a separate sheet of paper. *Challenge child to write the words. Have child trace the uppercase letter and match it to the same beginning sound, then match and trace to the lowercase letter.

Letter Review for U-Z



Page **does not** need to be printed. Child can do this activity on a separate sheet of paper.
Have child write the words. *Challenge child to create sentences using the vocabulary words.

Writing Practice



moon



dish



cat



spoon



fiddle



play



cow



jumped



dog




laughed

Beginning Sounds

Directions: Look at each picture. Say the name of the picture aloud. Color the circle with the correct beginning sound.



g h p




c d t



l m n



b c z



s t u



m n p



c d l



f g h



c d e

Page **does not** need to be printed. Child can point to the picture that rhymes.

Have child read the underlined word, cut the rhyming cards, and paste them to the matching rhyme.

Word and Picture Rhyme

cat rhymes with



and rhymes with



moon rhymes with



dish rhymes with




see rhymes with



ran rhymes with



Word and Picture Rhyming Cards



Page **does not** need to be printed. Child can point and say the sound of the letters that spell the word.
Have child cut out the letters. Name the picture and paste the letters that spell the word.

Short "A" CVC Words


Sound out the CVC words. Cut and paste to spell the words.



--	--	--

--	--	--

--	--	--



--	--	--

--	--	--


--	--	--

b	a	t	c	a	a	t	f	n
a	h	t	a	m	p	v	a	n

Sentence Building

Color the picture

CVC



Build the sentence

--	--	--	--	--	--

Write the sentence

The cup. dog the is in