

Week: May 4 - 8

Rhyme of the week: Little Miss. Muffet, Vocabulary Cards: tuffet, curds, spider, frightened

PAGES DO NOT NEED TO BE PRINTED-Work may be completed on sheet of paper

Monday- Letter Cluster: R, r, D, d, V, v, Y, y

Have child point to the letters and say the name and sound (pg.2).

Have child build letters with items available at home such as popsicle sticks, playdoh, cotton balls.

Recite Nursery Rhyme: Little Miss Muffet

Have child use picture cards to recite **Little Miss Muffet** (pg.3-4).

Video: [Little Miss Muffet](#)

Tuesday- Review Name/Sound: Letter hunt

Have child identify letters **R, r, D, d** in their environment (newspapers, cereal boxes, shoe boxes, etc.).

Have child cut and paste these letters on separate sheet of paper.

Rhyming: Have child recite **Little Miss Muffet** and identify words that rhyme (pg.3).

Have child circle or point to the pictures that rhyme (pg.5).

Have child name other words that rhyme with the picture cards on page 4 (made up words are acceptable ex: car, mar)

Video : [Jack Hartmann: I love to rhyme](#)



Wednesday- Review Name/Sound Letter hunt

Have child identify letters **V, v, Y, y** in their environment (newspapers, cereal boxes, shoe boxes, etc.)

Have child cut and paste these letters on separate sheet of paper.

Syllables: Say it, clap it, sort it. Have child color, cut and paste pictures according to the number of syllables in the word (pg.6).

Practice the same activity using different movements (Stomp, tap, etc.).

Video: [Jack Hartmann: Syllable Song for Kids](#)

Thursday-Review Name/Sound: Letter/Sound Match (R, r, D, d, V, v, Y, y)

Have child review letter cards on page 2. Match picture cards with the letter that has the corresponding sound (pg.7)

Read, Write and Recite

Have child read **Little Miss Muffet** on page 3. Complete nursery rhyme by filling in the blanks. Recite once complete (pg.8).

Video: [Dr. Jean: ABC Kick Box](#)

Friday- Review Name/Sound: Letter formation (R, r, D, d, V, v, Y, y)

Have child practice writing letter clusters on a blank sheet of paper.




Written Expression-sight words/pattern sentences

Have child use pattern sentences to identify and highlight sight words – **he, she, on, the**

Have child use pattern sentence to write and illustrate their own sentence. **I sat on the _____.**


Video: [Jack Hartmann: Letter formation](#)

Letter cards will be used throughout the week for different activities




Little Miss Muffet

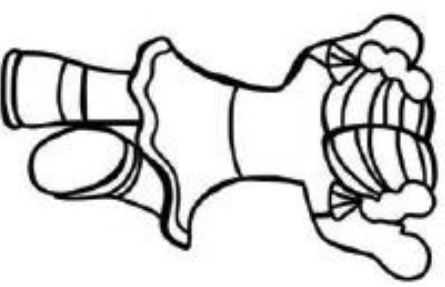
Little Miss Muffet
Sat on a tuffet,
Eating her curds and whey;



Along came a spider,
Who sat down beside her,




And frightened Miss Muffet away.




Picture cards for Nursery Rhyme will be used throughout the week for different activities.




Miss Muffet



tuffet



curds




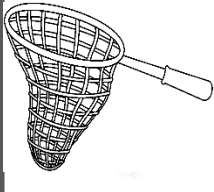
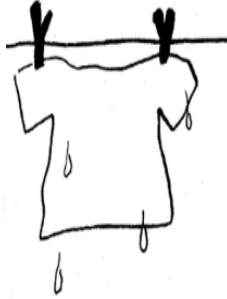
spider





frightened

Have child circle or point to the pictures that rhyme



What rhymes with wet?





What rhymes with well?



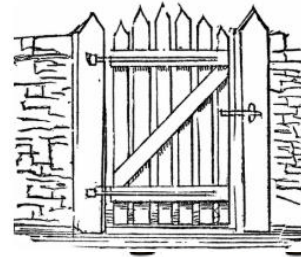
What rhymes with plant?



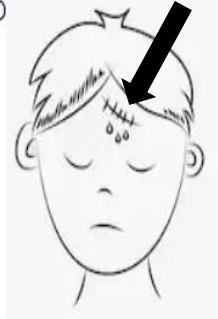
What rhymes with jeep?



What rhymes with gate?



What rhymes with scar?





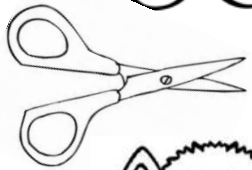
wet / net, well / shell, plant / ant, jeep / sheep, gate / skate, scar / jar


Say it, Clap it, Sort it

1 Syllable

2 Syllables

3 Syllables





Have child read **Little Miss Muffet** on page 3. Complete nursery rhyme by filling in the blanks. Recite once

Little Miss Muffet

Little

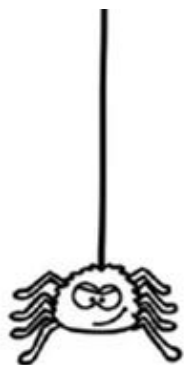
Sat on a ,

Eating her and whey,



Along came a ,

Who sat down beside her,



And Miss Muffet away.



Vocabulary Words



Miss Muffet



spider



tuffet



frightened



curds

Have child use pattern sentence to write and illustrate their own sentence.



sat

on

the

tuffet 

.



sat

on

the

tuffet 

.

Blank space for writing a sentence.



Blank space for illustrating a sentence.

Optional:
Enrichment
Activities


Page **does not** need to be printed. Child can name/draw the items with the same beginning sound on a separate sheet of paper. Letter formation can be done on a blank paper as well. Challenge child and ask them to try to label their drawings.

Name: _____

Color the pictures that begin with the S sound.

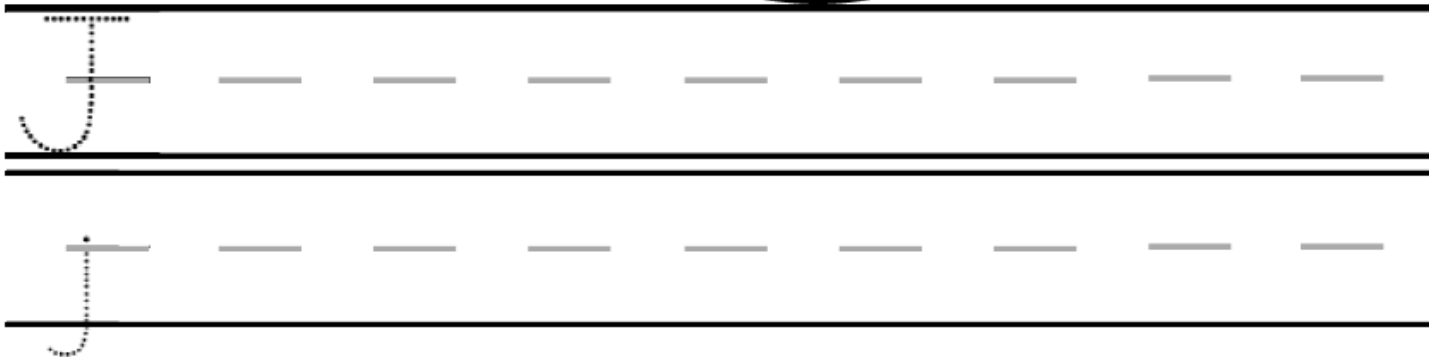
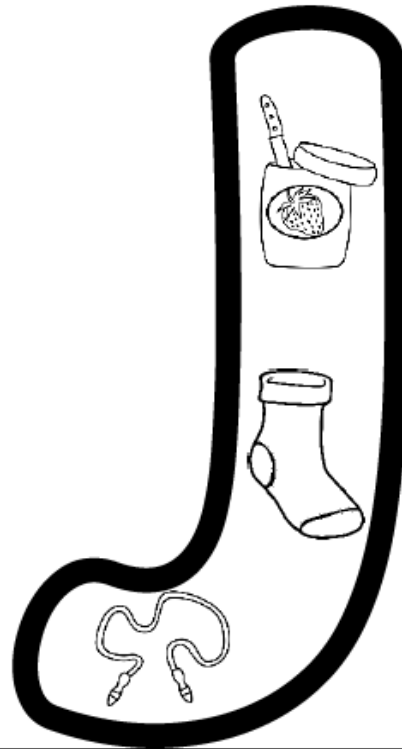


Page **does not** need to be printed. Child can name/draw the items with the same beginning sound on a separate sheet of paper.
Letter formation can be done on a blank paper as well. Challenge child and ask them to try to label their drawings.



Name: _____

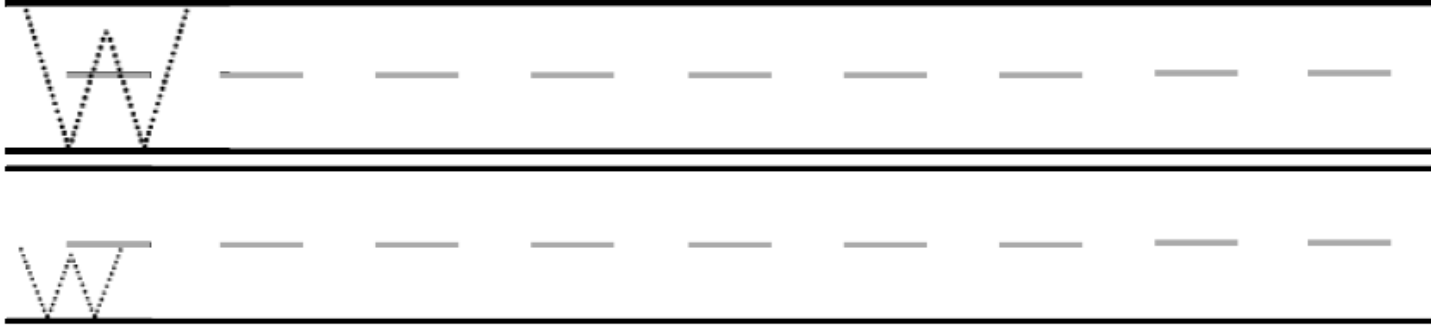

Color the pictures that begin with the J sound.



Page **does not** need to be printed. Child can name/draw the items with the same beginning sound on a separate sheet of paper.
Letter formation can be done on a blank paper as well. Challenge child and ask them to try to label their drawings.

Name: _____

Color the pictures that begin with the W sound.

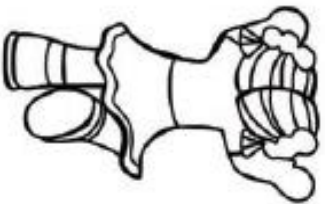


Let's Practice


spider



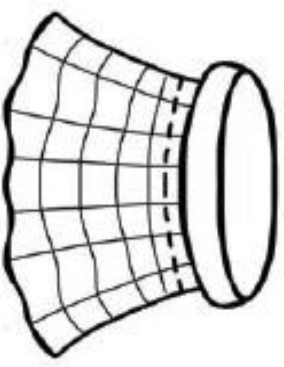
run



Muffet



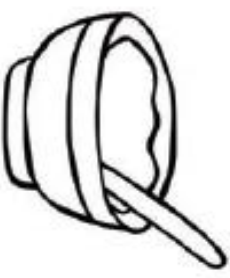
tuffet



curds



why



LILLIE
MISS MUFFET





















One thing that frightens me is

Draw the thing that frightens you



Page **does not** need to be printed. Child can read, write and draw the pictures on a separate sheet of paper.
Challenge child by asking them to write a simple sentence with any word they choose.

CVC Words: Read, Write, and Color

Read	Write	Color
bat	<hr/> <hr/>	  
sun	<hr/> <hr/>	  
dog	<hr/> <hr/>	  
bus	<hr/> <hr/>	  
cat	<hr/> <hr/>	  
wig	<hr/> <hr/>	  
map	<hr/> <hr/>	