

Week May 4 -8

Math

Nursery Rhyme: Little Miss Muffet (page 2)

Monday- Number Identification

Number Cards - Have child identify each number card in a random order. (pg. 3)

Count & Color - Have child identify each number and color the correct amount of pigs. (pg. 4)

Count & Order - Have child identify each number and put puzzle pieces together in the correct number order. (pg. 5)

Videos: [Chant and Write Numbers with Dr. Jean](#)
[Jack Hartman Count to 20 and Workout](#)

Tuesday- Patterns

What Comes Next & Finish the Pattern - Have child cut and paste to the finish the patterns. (pg. 6)

Creating Patterns - Have child create a pattern with **Little Miss Muffet** cards. (See example of AB/AABB/ABC on pgs. 7-8)

Video: [Jack Hartman Pump Up the Pattern](#)

Wednesday- Counting Sets (one to one correspondence)

I Spy - Have child count the objects and write the correct number in the box. (pg. 9)

Graph It - Have child graph the number of objects counted from pg. 9. (pg. 10)

Video: [Dr. Jean Number Match](#)

Thursday- Shapes/Sorting:

Shapes - Have child identify and describe the attributes (sides and corners) of shapes. (pg. 11)

Sorting Attributes - Have child identify and sort shapes by attributes. (pg. 12)

Video: [Jack Hartman Shape Song](#)

Friday- Problem Solving

Little Miss Muffet Word Problems - Have child cut out each spider and use them for addition and subtraction word problems. (pg. 13)

Videos: [Dr. Jean Addition Pokey](#)
[Dr. Jean Five Little Fish](#)

Days of the Week and Months of the Year Songs:

[Dr. Jean Days of the Week](#)

[Macarena Months with Dr. Jean](#)


Instrucciones para los padres en español (página 14)

Little Miss Muffet

Little Miss Muffet
Sat on a tuffet,
Eating her curds and whey;



Along came a spider,
Who sat down beside her,



And frightened Miss Muffet away.




Pequeña Señorita Muffet

**Pequeña Señorita Muffet
Sentada en un banquito
Comia su merienda dulce**







**Vino una araña
Y se sentó al lado
de ella**

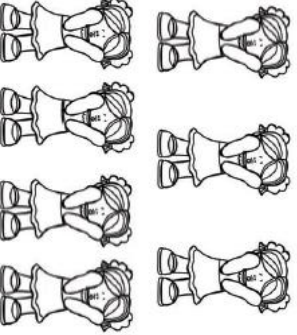
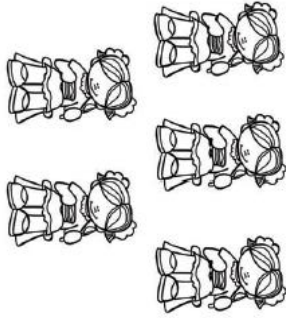
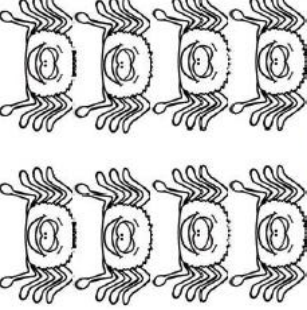
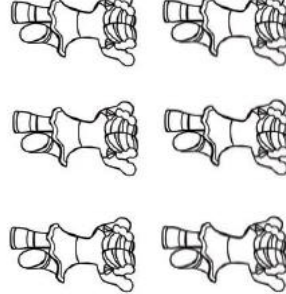
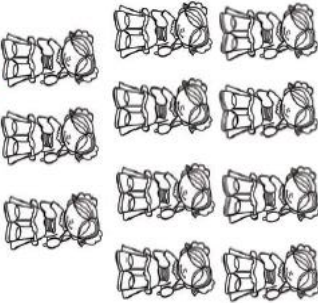
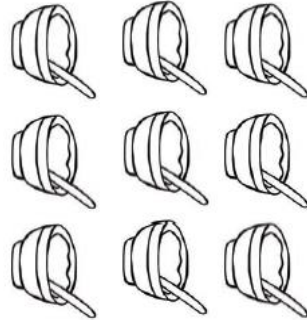
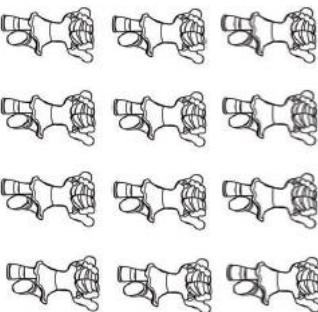
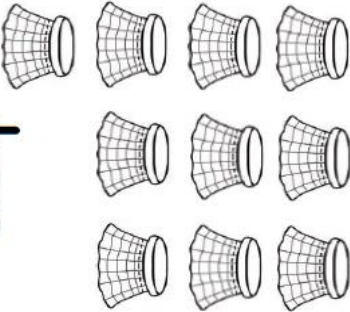


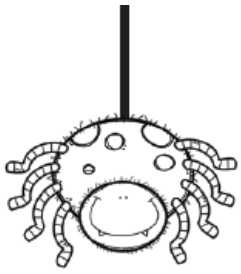
**Y asustó a la pequeña
Señorita Muffet**



Have child identify each number card in a random order

<p>1</p>  <p>one</p>	<p>2</p>  <p>two</p>
<p>3</p>  <p>three</p>	<p>4</p>  <p>four</p>

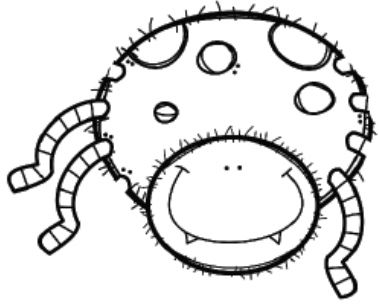
<p>7</p>  <p>seven</p>	<p>5</p>  <p>five</p>
<p>8</p>  <p>eight</p>	<p>6</p>  <p>six</p>
<p>11</p>  <p>eleven</p>	<p>9</p>  <p>nine</p>
<p>12</p>  <p>twelve</p>	<p>10</p>  <p>ten</p>



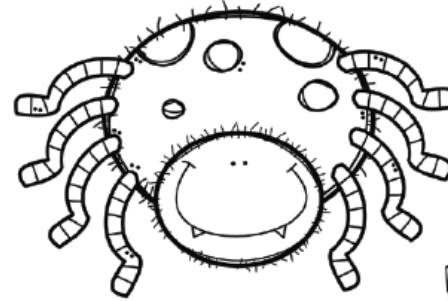
Spider leg counting

Count the spider legs and circle/ color the number

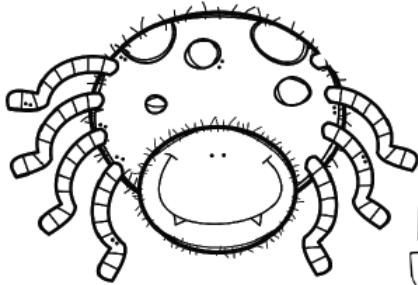
(child can write the number on separate sheet of paper)



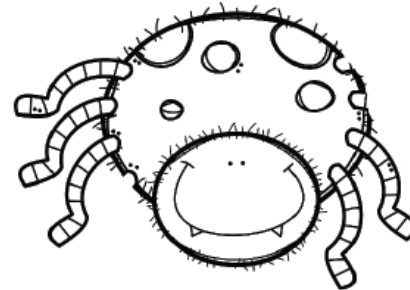
1 2 3 4
5 6 7 8



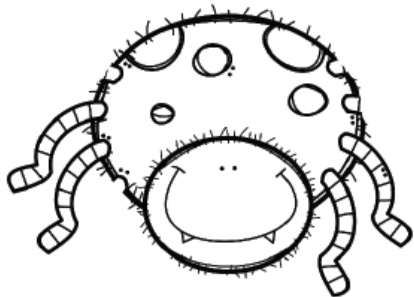
1 2 3 4
5 6 7 8



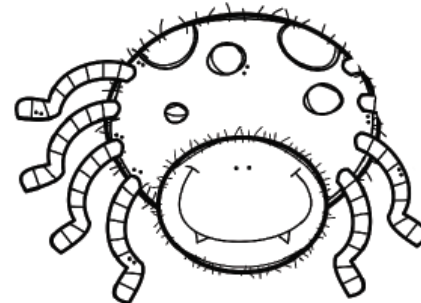
1 2 3 4
5 6 7 8



1 2 3 4
5 6 7 8




1 2 3 4
5 6 7 8




1 2 3 4
5 6 7 8

Have child identify each number and put puzzle pieces together in the correct

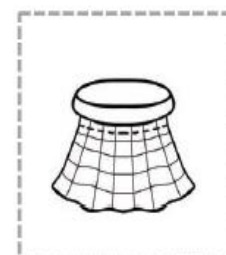




Have child identify the AB patterns. Cut and paste pictures to finish the patterns (child and say or point to picture)

Cut and Paste to Finish the Patterns



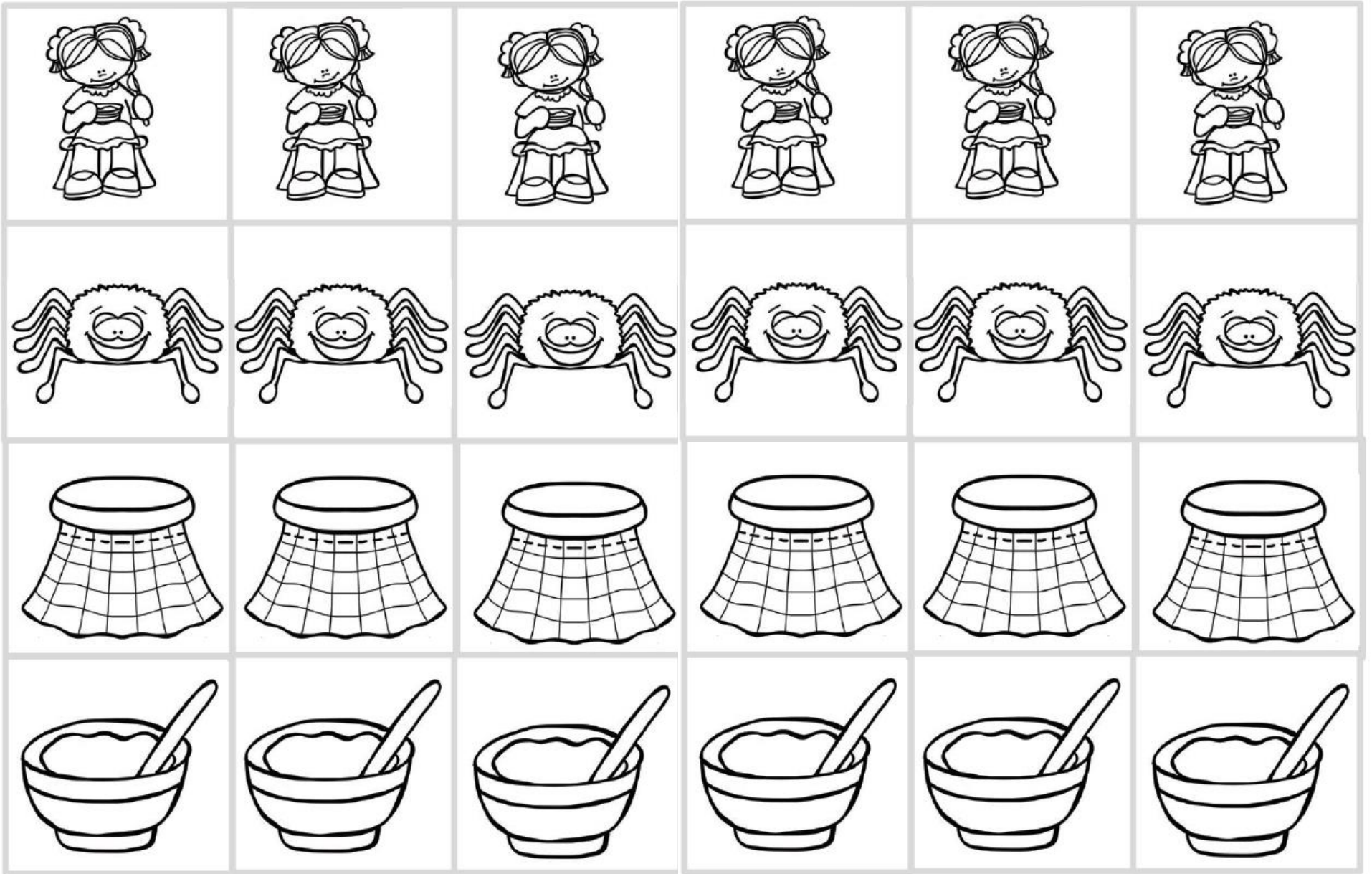
Cut and Paste to Finish the Patterns



Have child create a pattern with Little Miss Muffet cards



Use the cards on the next page to make patterns.



AB

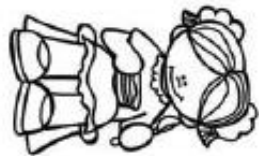
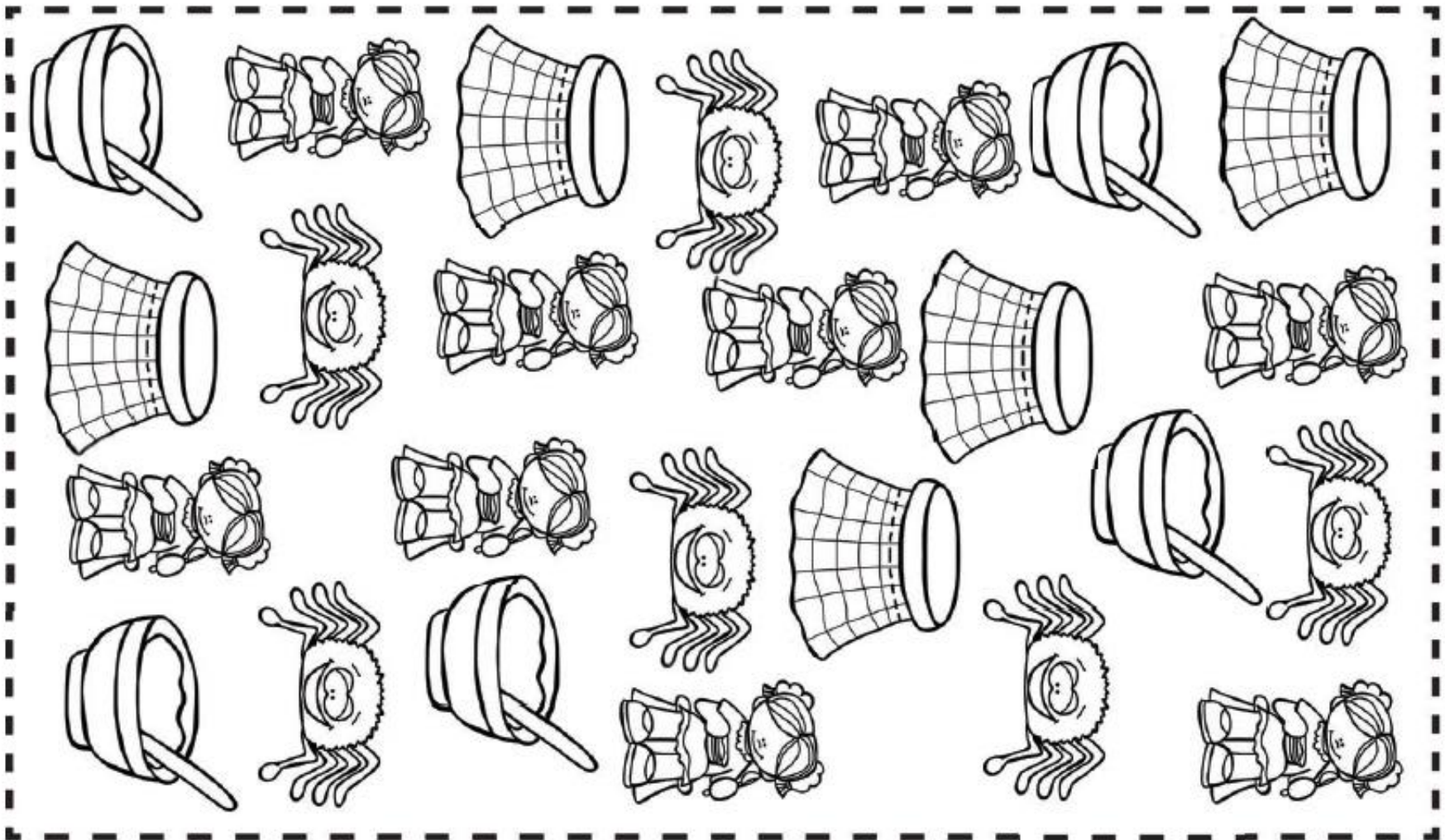
AABB

ABC







Have child count the objects and write the correct number in the box




I See - Count and Write



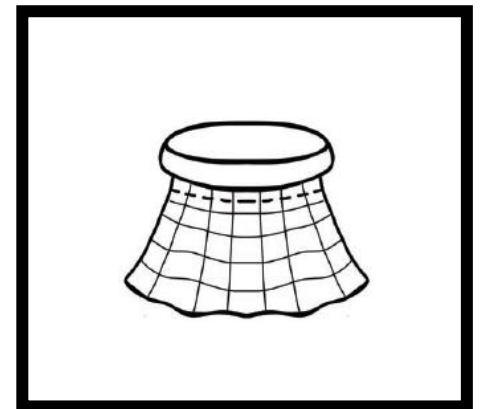



Have child graph the number of objects counted from pg. 9.

									
									
									
									
	1	2	3	4	5	6	7	8	9

Have child identify and describe the attributes (sides and corners) of shapes.



Little
Miss Muffet




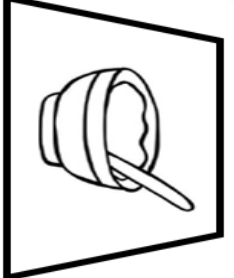
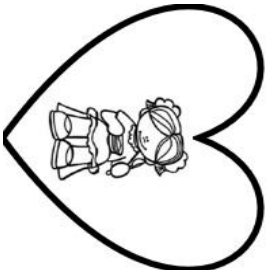

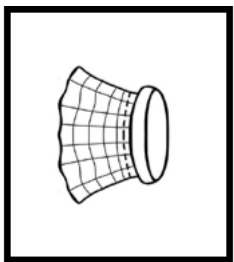



Sorting by Attributes

No Sides

3 Sides

4 Sides







Have child identify and sort shapes by attributes (sides and corners)

Have child cut out each spider and use them for addition and subtraction word problems.

Little Miss Muffet



If  
spiders sat with
Miss Muffet

And along came
 
 more

How many
were there
altogether?

Miss Muffet
saw
  
  
spiders

 
 
ran away

How many
are left?

There are
  
spiders on the
web

  
more spiders
joined them

How many
altogether?

Instrucciones para padres

Matemáticas

mayo 4 - 8

lunes- Identificación de número

Tarjetas de números - El niño identificará cada tarjeta numérica en un orden aleatorio. (pág. 3)

Cuenta y color - El niño identificará cada número y colorea la cantidad correcta. (pág. 4)

Cuenta y orden - El niño identificará cada número y juntarán las piezas del rompecabezas en la orden de números correctos. (pág. 5)

Videos: [Chant and Write Numbers with Dr. Jean](#)
[Jack Hartman Count to 20 and Workout](#)

martes- Patrones

Que viene después y termine los patrones - El niño cortará y pegarán los patrones (pág. 6)

Creación de patrones - El niño crea patrones con las tarjetas de **Pequeña Señorita Muffet**. (ver los ejemplos de AB/AABB/ABC págs. 7-8)

Vídeo: [Jack Hartman Pump Up the Pattern](#)

miércoles- Contando conjuntos (correspondencia uno a uno)

Yo espío - El niño contará los objetos y escribirán el numero correcto en el cuadro. (pág. 9)

Graficarlo - El niño graficará el número de objetos contados a partir de la pág. 9. (pág. 10)

Vídeo: [Dr. Jean Number Match](#)

jueves- Formas/clasificación:

Formas - El niño identificará y describirá los atributos (lados y esquinas) de formas. (pág. 11)

Ordenar formas por atributos - El niño identificará y ordenará formas por atributos. (pág. 12)

Vídeo: [Jack Hartman Shape Song](#)

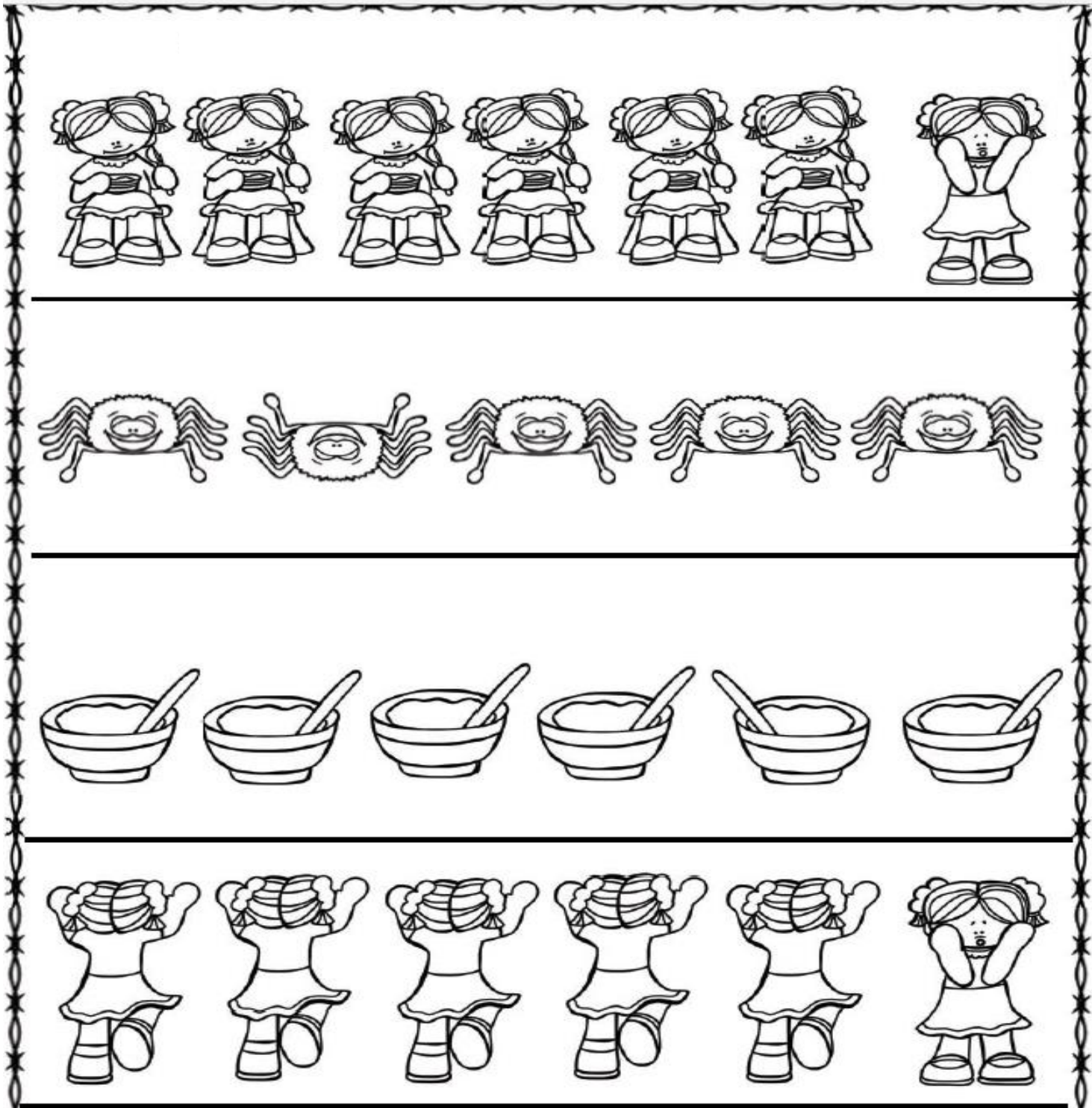
viernes- Resolución de problemas

Problemas orales de Pequeña Señorita Muffet - El niño cortará las arañas para problemas de sumar y restar. (pág. 13)


Videos: [Dr. Jean Addition Pokey](#)
[Dr. Jean Five Little Fish](#)

**Enrichment
Activities
Optional**


Have child identify and circle the one that does not belong.



Have child identify each number and skip count (by 2s) . Cut and put puzzle pieces together in the correct number order




Have child identify each number and skip count (by 5s). Cut and put puzzle pieces together in the correct number order








more than
less than
equal to



more than
less than
equal to



more than
less than
equal to




Have child follow each of the ordinal term directions.

Follow the Directions

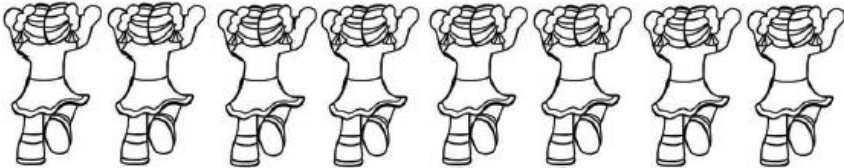
Circle the 4th (fourth)



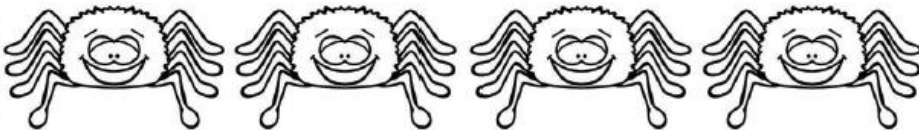
Cross out the 2nd (second)



Draw a line under the 5th (fifth)



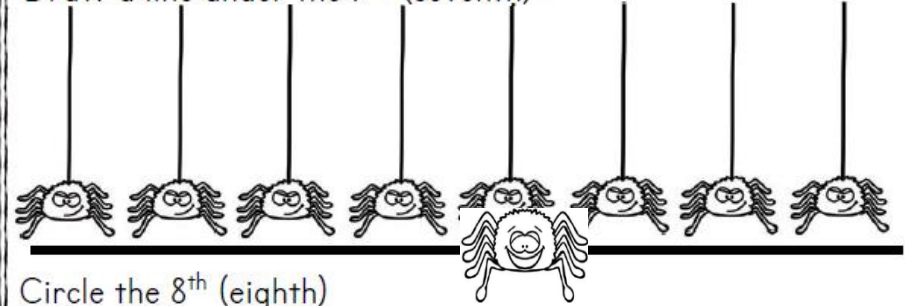
Draw a line above the 1st (first)



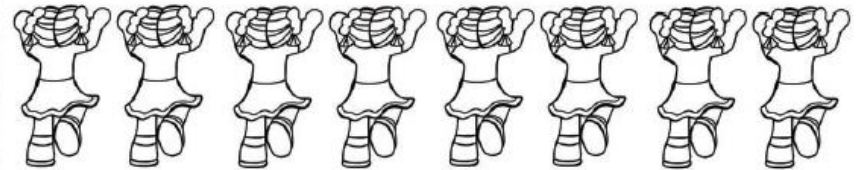
© Simple Living. Creative Learning

Follow the Directions


Draw a line under the 7th (seventh)




Circle the 8th (eighth)



Draw a line above the 6th (sixth)

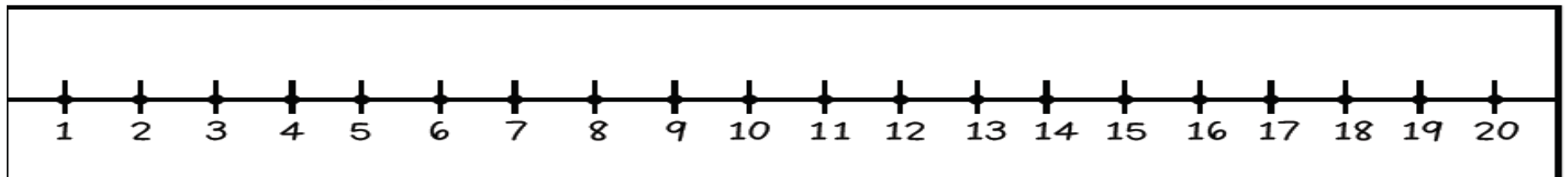



Cross out the 3rd (third)









© Simple Living. Creative Learning



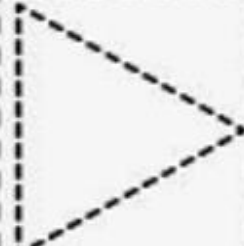

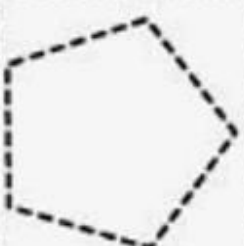

Fill in the missing numbers



Have child identify, match and draw each shape.


Shade  Paste  Draw

					
---	---	---	--	---	---



Count and Match.

Have child count and match the number.



9

4

3

7

5

8