

Week: May11-15

Rhyme of the week: Itsy Bitsy Spider, Vocabulary Cards: spider, spout, rain, sun

PAGES DO NOT NEED TO BE PRINTED-Work may be completed on a separate sheet of paper

Monday- Letter Cluster: R, r, D, d, V, v, U, u, Y, y

Have child point to the letters and say their name and sound. (pg.2)

Have child build letters with items available at home such as popsicle sticks, playdoh, cotton balls.

Recite Nursery Rhyme

Use picture cards to recite **Itsy Bitsy Spider** (pg.3)

Video: [Itsy Bitsy Spider](#)

Tuesday- Review Name/Sound: Letter hunt

Have child identify letters **R, r, D, d** in their environment (newspapers, cereal boxes, shoe boxes, etc.)

Cut and paste these letters on a separate sheet of paper.

Rhyming Recite nursery rhyme **Itsy Bitsy Spider**. (pg.3)

Have child color (point/draw) the pictures that rhyme. (pg. 4)

Ask child to name other words that rhyme with picture cards. (made up words are acceptable ex: pouce, mouse)

Video : [Jack Hartmann: I love to rhyme](#)



Wednesday- Review Name/Sound: Letter hunt

Have child identify letters **V, v, U, u, Y, y** in their environment (newspapers, cereal boxes, shoe boxes, etc.)

Cut and paste these letters on separate sheet of paper.

Syllables

Have child name pictures and clap the syllables of each word. Circle or point to the correct number of syllables. (pg.5)

Practice the same activity using different movements (stomp, tap, etc.)

Video: [Jack Hartmann: Syllable Song for Kids](#)

Thursday-Review Name/Sound: Letter/Sound Match (R, r, D, d, V, v, U, u, Y, y)

Review letter cards on page 2 then match picture card with corresponding sound. (pg.6)

Read, Write and Recite

Read **Itsy Bitsy Spider** on page 3. Complete nursery rhyme by filling in the blanks. Recite once complete. (pg.7)

Video: [Dr. Jean: ABC Kick Box](#)

Friday- Review Name/Sound: Letter formation (R, r, D, d, V, v, U, u, Y, y)

Have child practice writing letter clusters on a blank sheet of paper.

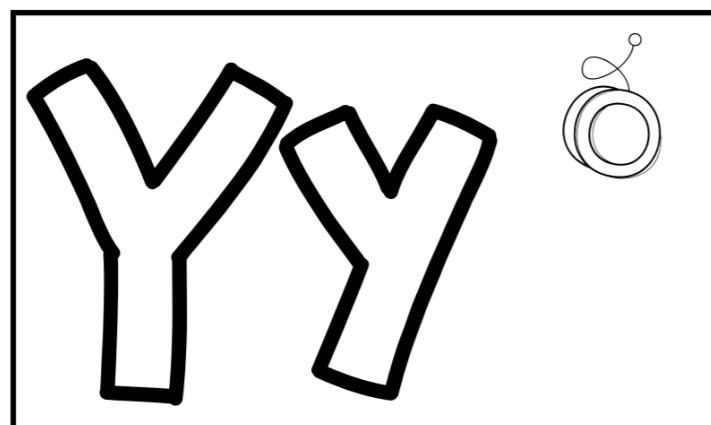


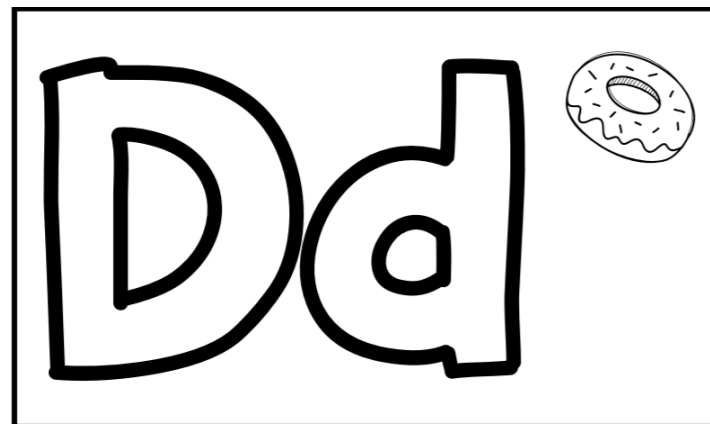
Written Expression-sight words/pattern sentences

Use pattern sentences to identify and highlight sight words – **I, see** (pg.8)


Ask child to use pattern sentences to write and illustrate their own sentence about the weather outside.

Video: [Jack Hartmann: Letter formation](#)

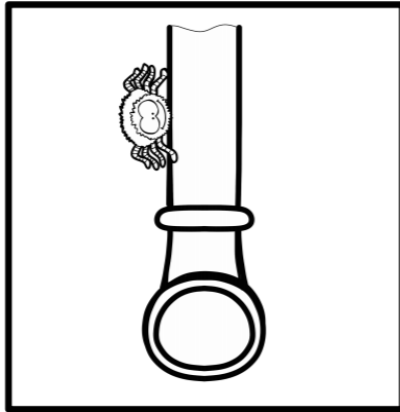
Letter cards will be used throughout the week for different activities



Picture cards for Nursery Rhyme will be used throughout the week for different activities.




spider



spout



rain



sun



Itsy Bitsy Spider

The itsy bitsy spider
went up the water spout.




Down came the rain,
and washed the spider out.

Up came the sun,
and dried up all the rain,







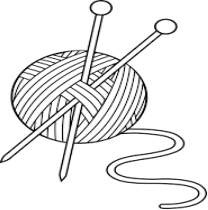
and the itsy bitsy spider
went up the spout again.

Have child color (point/draw) the pictures that rhyme.




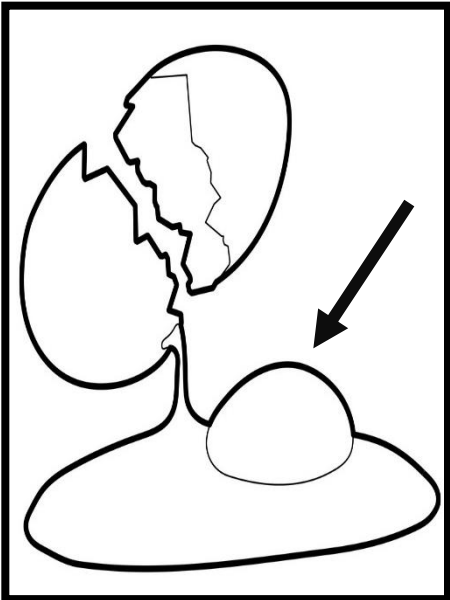


dog/frog, cap/map, goat/boat, box/fox

Have child name picture and clap the syllables of each word. Fill in the circle with the correct number of syllables.

	1	2	3	4
	1	2	3	4
	1	2	3	4
	1	2	3	4
	1	2	3	4

dinosaur- 3 claps, rainbow- 2 claps, umbrella- 3 claps, volcano- 3 claps, yarn- 1 clap,

Name letter cards (pg.2) and match picture card with corresponding sound.



dress, vase, ring, yolk, up

Complete nursery rhyme by filling in the blank using vocabulary words. Recite once complete.


Itsy Bitsy Spider

The itsy bitsy
went up the water .



Down came the ,
and washed the out.

Up came the ,
and dried up all the .



and the itsy bitsy
went up the again.

Vocabulary Words:




spider



spout



rain




sun

Use pattern sentences to write and illustrate their own sentence about the weather outside in the box below.

I

see

the

sun 

.

I

see

the

rain 


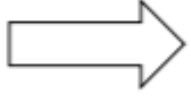



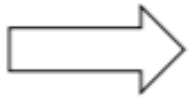


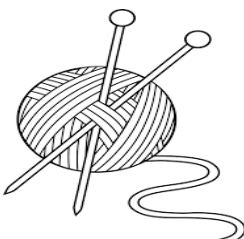
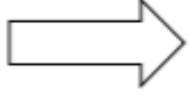
.

A large empty rectangular box with a black border, intended for writing and drawing a sentence about the weather.

Optional:
Enrichment
Activities



Name and color the picture


			
			
			
			
			

Write upper- and lowercase letters that match the beginning sound of the picture.

Name: _____

Sequencing: The Itsy Bitsy Spider

Directions: Cut out the pictures and put them in order.





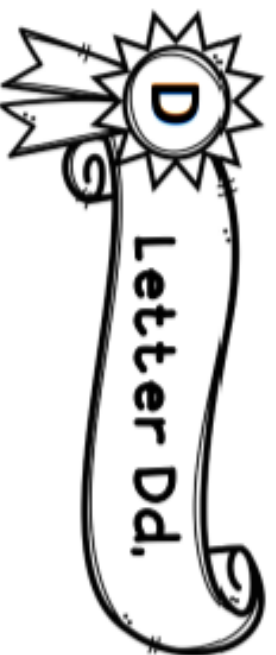
1

2

3


4



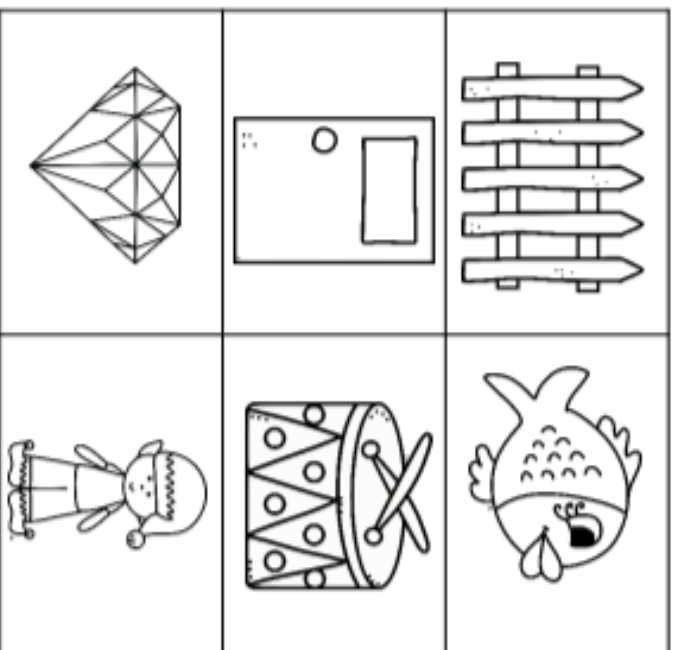


Trace and Write Dd.

D	d				

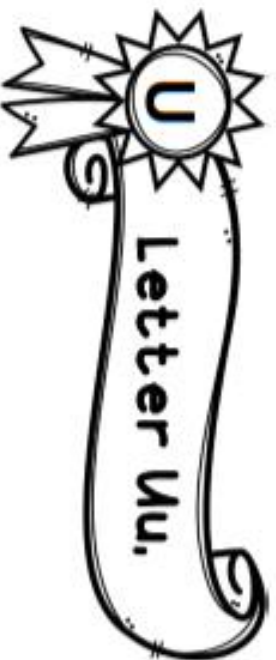


Color the pictures that start with /d/.




Draw 2 pictures that start with /d/.



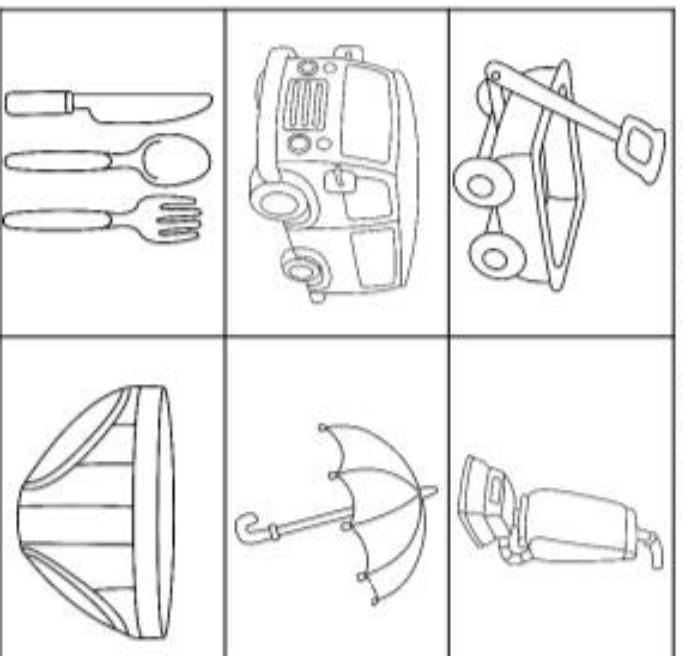


Trace and Write Uu.


U	U				

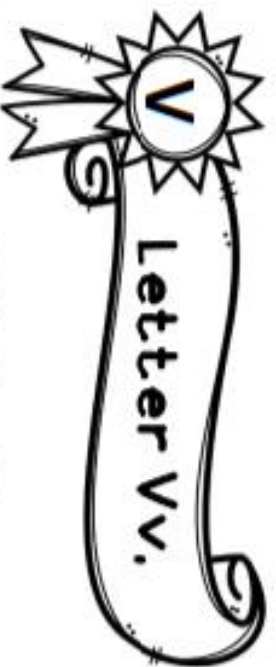


Color the pictures that start with /u/.




Draw 2 pictures that start with /u/.



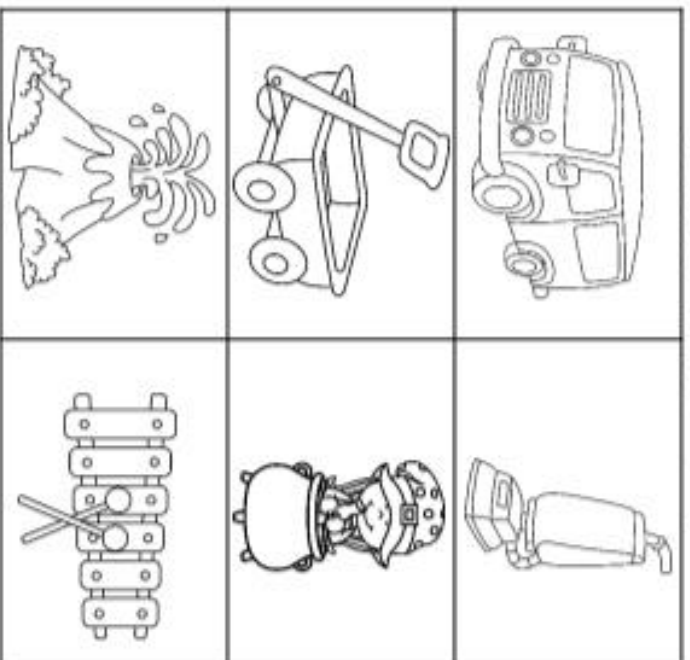


Trace and Write Vv.

V	V				



Color the pictures that start with /v/.



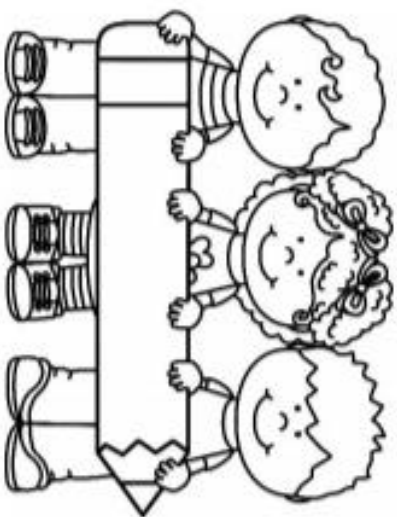
Draw 2 pictures that start with /v/.



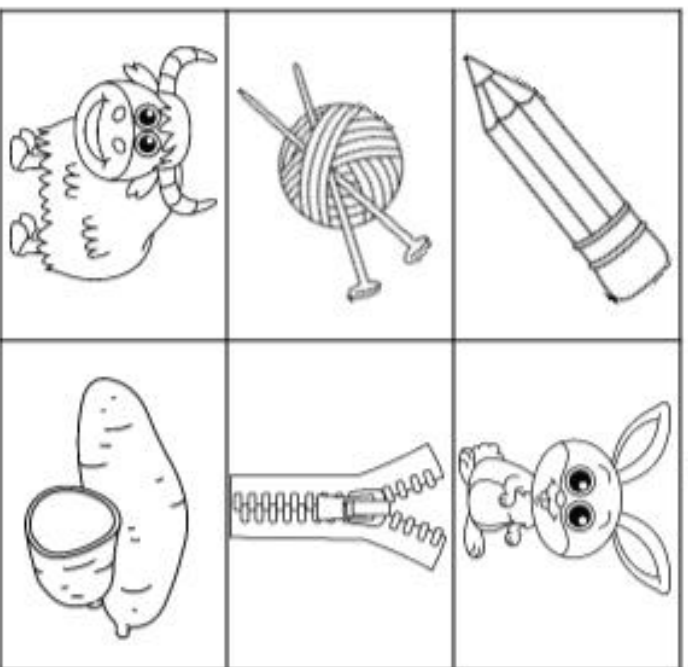


Trace and Write Yy.


Y	y				




Color the pictures that
Start with /y/.



Draw 2 pictures that start with /y/.







Name: _____

Sight Word fluency Phrases


Read the sentences 3 times and highlight
the sight word : **big**



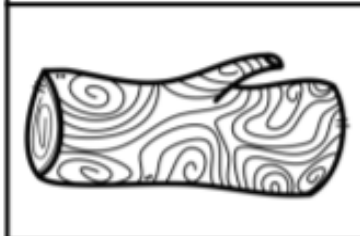
① I see a big dog.




② I see a big bug.



③ I see a big frog.



④ I see a big log.



⑤ I see a big pig.